



Michael S. Purzycki
Mayor

Wilmington Police Department



Wilfredo Campos
Chief

Volume 8 Number 19

Citywide

CompStat

Report Covering the Week
05/06/24 Through 05/12/24

CRIME COMPLAINTS

	LAST 7 DAYS			LAST 28 DAYS			YEAR TO DATE			2 YR	3 YR	4 YR	5 YR	6 YR
	2024	2023	%CHG	2024	2023	%CHG	2024	2023	%CHG	%CHG	%CHG	%CHG	%CHG	%CHG
Murder	1	2	-50%	2	2	0%	5	6	-17%	-38%	-58%	0%	-29%	-44%
Rape	0	0	*	0	1	-100%	1	2	-50%	-67%	-50%	-75%	-88%	-83%
Robbery	3	4	-25%	13	14	-7%	68	67	1%	-6%	6%	-31%	-36%	-33%
Agg. Assault	9	8	13%	42	28	50%	118	143	-17%	5%	-39%	-13%	-5%	-19%
Burglary	4	12	-67%	25	21	19%	118	127	-7%	-17%	-10%	-33%	-37%	-38%
Felony Theft	4	2	100%	24	15	60%	93	109	-15%	-11%	-10%	19%	-17%	-11%
Auto Theft	13	10	30%	43	37	16%	171	168	2%	27%	25%	35%	-2%	29%
TOTAL	34	38	-11%	149	118	26%	574	622	-8%	0%	-11%	-8%	-20%	-17%
Shooting Incidents	6	3	100%	11	7	57%	31	26	19%	15%	-23%	0%	24%	19%
Shooting Victims	8	4	100%	13	8	63%	34	31	10%	10%	-37%	-6%	-15%	21%
*Juv Shooting Incidents	1	0	*	1	1	0%	7	4	75%	75%	133%	-36%	17%	133%
*Juv Shooting Victims	1	0	*	1	1	0%	8	5	60%	100%	167%	-27%	0%	167%
Theft (Misdemeanor)	13	15	-13%	64	79	-19%	278	369	-25%	-29%	-35%	-37%	-56%	-60%

The above CompStat figures are posted on Monday, two weeks after closing date.

CompStat figures are preliminary and are subject to change through the course of further analysis and review. Crime statistics reflect Delaware Criminal Codes and differ from the crime categories of the FBI Uniform Crime Reporting Program.

* All figures shown in **Juvenile Shooting Incidents** and **Juvenile Shooting Victims** are included in the **Shooting Incidents** and **Shooting Victims**.

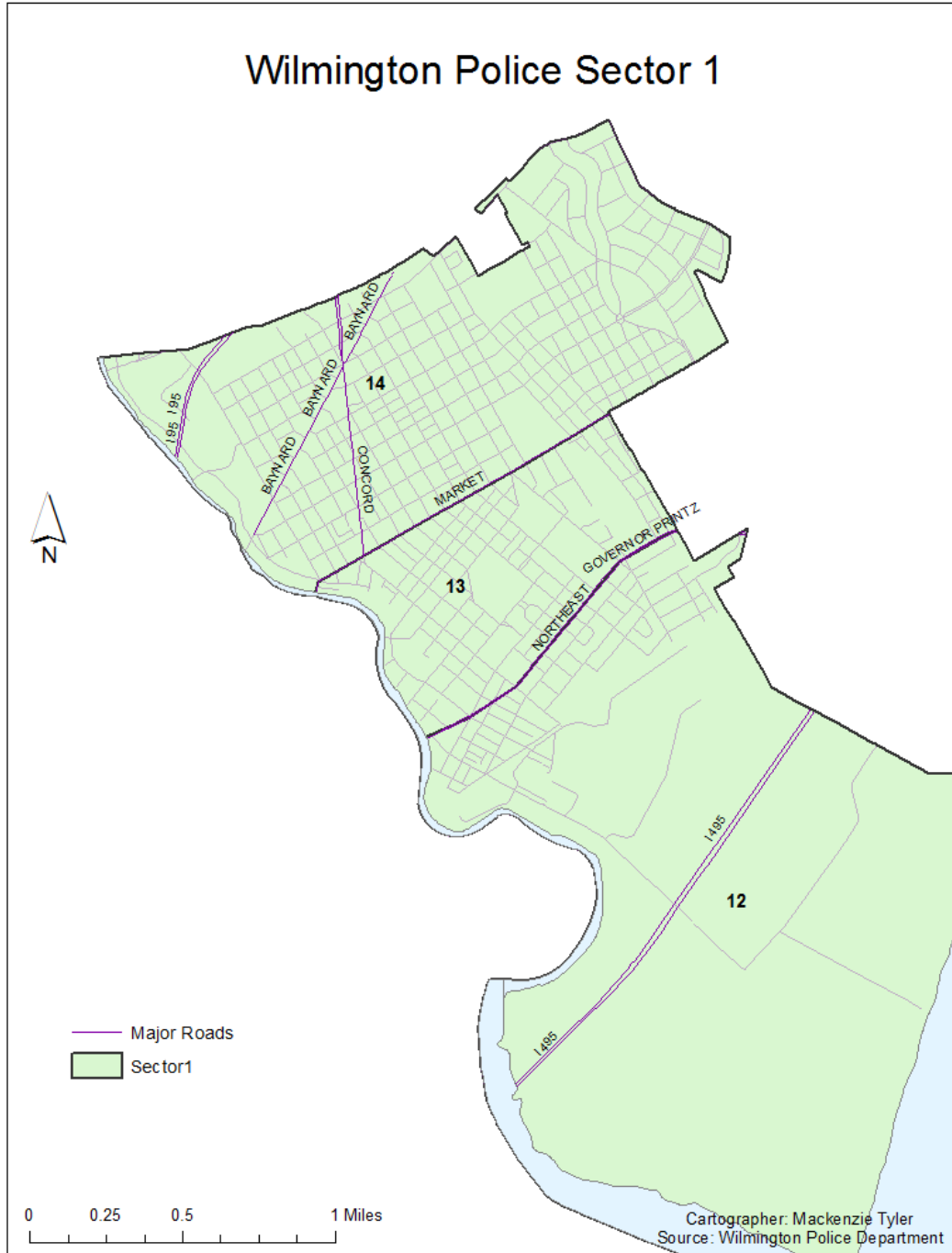


Michael S. Purzycki
Mayor

Wilmington Police Department



Wilfredo Campos
Chief



The above CompStat figures are posted on Monday, two weeks after closing date.

CompStat figures are preliminary and are subject to change through the course of further analysis and review. Crime statistics reflect Delaware Criminal Codes and differ from the crime categories of the FBI Uniform Crime Reporting Program.



Michael S. Purzycki
Mayor

Wilmington Police Department



Wilfredo Campos
Chief

Volume 8 Number 19

Sector 1

CompStat

Report Covering the Week
05/06/24 Through 05/12/24

CRIME COMPLAINTS

	LAST 7 DAYS			LAST 28 DAYS			YEAR TO DATE			2 YR	3 YR	4 YR	5 YR	6 YR
	2024	2023	%CHG	2024	2023	%CHG	2024	2023	%CHG	%CHG	%CHG	%CHG	%CHG	%CHG
Murder	0	1	-100%	0	1	-100%	0	4	-100%	-100%	-100%	-100%	-100%	-100%
Rape	0	0	*	0	0	*	1	0	*	0%	-100%	0%	-67%	-67%
Robbery	0	0	*	1	4	-75%	14	16	-13%	-33%	-7%	-48%	-50%	-60%
Agg. Assault	3	1	200%	14	4	250%	40	37	8%	18%	-7%	3%	-13%	-7%
Burglary	1	1	0%	6	7	-14%	20	27	-26%	-57%	-41%	-57%	-46%	-69%
Felony Theft	2	1	100%	7	3	133%	23	31	-26%	-23%	-12%	0%	-39%	-18%
Auto Theft	6	2	200%	18	13	38%	64	48	33%	42%	68%	64%	-4%	23%
TOTAL	12	6	100%	46	32	44%	162	163	-1%	-9%	-1%	-8%	-27%	-30%
Shooting Incidents	2	1	100%	2	1	100%	10	10	0%	-17%	-41%	-17%	0%	-23%
Shooting Victims	2	1	100%	2	1	100%	11	13	-15%	-21%	-48%	-15%	-39%	-21%
*Juv Shooting Incidents	0	0	*	0	0	*	3	1	200%	0%	200%	-25%	-40%	200%
*Juv Shooting Victims	0	0	*	0	0	*	4	1	300%	33%	300%	0%	-43%	300%
Theft (Misdemeanor)	5	4	25%	16	19	-16%	56	78	-28%	-31%	-38%	-44%	-53%	-65%

The above CompStat figures are posted on Monday, two weeks after closing date.

CompStat figures are preliminary and are subject to change through the course of further analysis and review. Crime statistics reflect Delaware Criminal Codes and differ from the crime categories of the FBI Uniform Crime Reporting Program.

* All figures shown in **Juvenile Shooting Incidents** and **Juvenile Shooting Victims** are included in the **Shooting Incidents** and **Shooting Victims**.

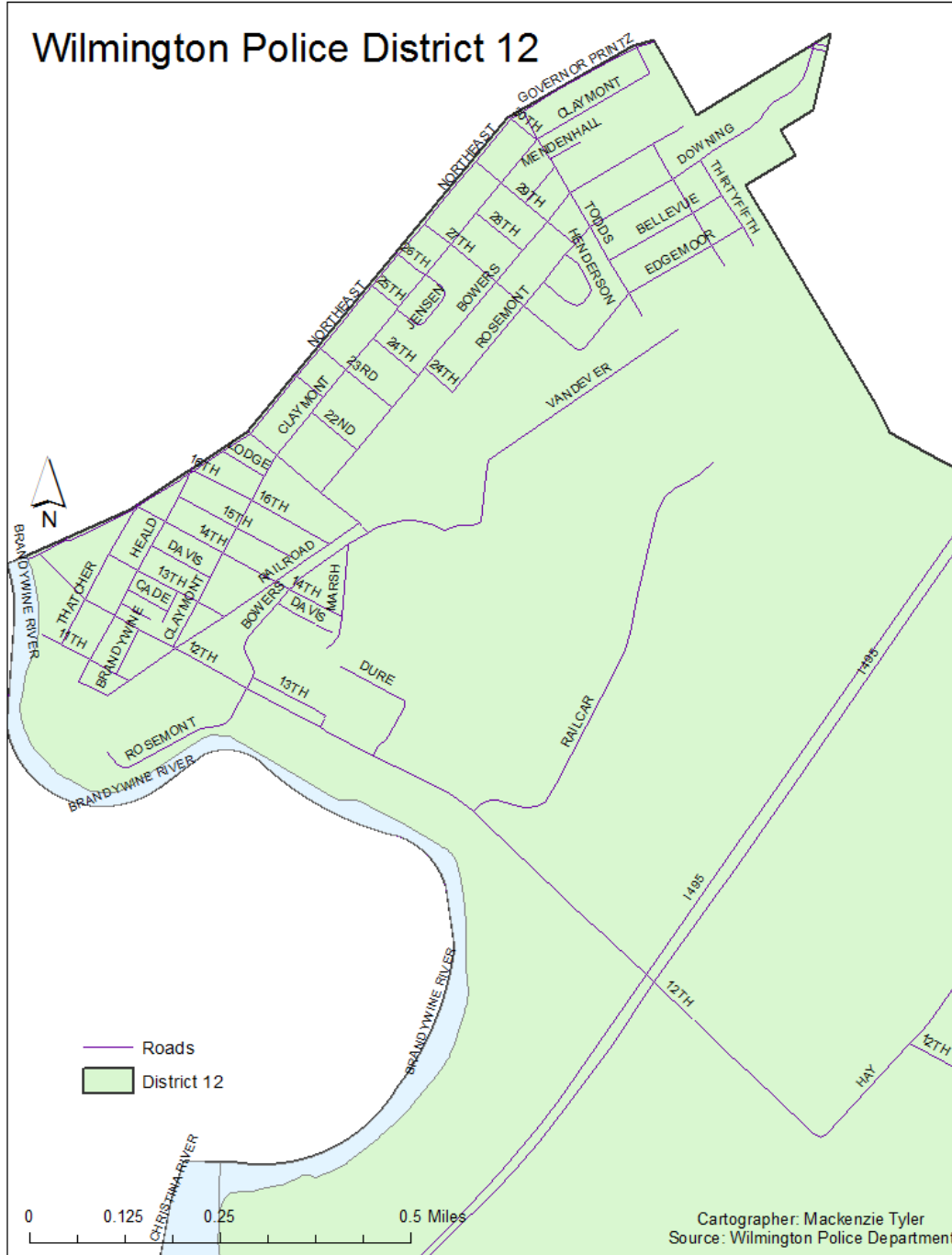


Michael S. Purzycki
Mayor

Wilmington Police Department



Wilfredo Campos
Chief



The above CompStat figures are posted on Monday, two weeks after closing date.

CompStat figures are preliminary and are subject to change through the course of further analysis and review. Crime statistics reflect Delaware Criminal Codes and differ from the crime categories of the FBI Uniform Crime Reporting Program.



Michael S. Purzycki
Mayor

Wilmington Police Department



Wilfredo Campos
Chief

Volume 8 Number 19

District 12

CompStat

Report Covering the Week
05/06/24 Through 05/12/24

CRIME COMPLAINTS

	LAST 7 DAYS			LAST 28 DAYS			YEAR TO DATE			2 YR	3 YR	4 YR	5 YR	6 YR
	2024	2023	%CHG	2024	2023	%CHG	2024	2023	%CHG	%CHG	%CHG	%CHG	%CHG	%CHG
Murder	0	0	*	0	0	*	0	1	-100%	-100%	-100%	*	*	*
Rape	0	0	*	0	0	*	0	0	*	*	*	*	-100%	-100%
Robbery	0	0	*	0	2	-100%	1	3	-67%	*	-80%	-83%	-88%	-50%
Agg. Assault	0	0	*	0	0	*	2	5	-60%	-33%	-78%	-60%	-60%	-67%
Burglary	1	1	0%	1	2	-50%	2	4	-50%	-67%	100%	-67%	-75%	-60%
Felony Theft	1	0	*	1	0	*	3	4	-25%	-25%	-40%	50%	0%	0%
Auto Theft	0	0	*	0	1	-100%	5	4	25%	25%	0%	0%	-58%	0%
TOTAL	2	1	100%	2	5	-60%	13	21	-38%	-28%	-50%	-46%	-65%	-41%
Shooting Incidents	0	0	*	0	0	*	0	2	-100%	-100%	-100%	-100%	*	-100%
Shooting Victims	0	0	*	0	0	*	0	2	-100%	-100%	-100%	-100%	*	-100%
*Juv Shooting Incidents	0	0	*	0	0	*	0	0	*	*	*	*	*	*
*Juv Shooting Victims	0	0	*	0	0	*	0	0	*	*	*	*	*	*
Theft (Misdemeanor)	0	2	-100%	3	7	-57%	10	20	-50%	67%	-29%	-52%	-58%	-33%

The above CompStat figures are posted on Monday, two weeks after closing date.

CompStat figures are preliminary and are subject to change through the course of further analysis and review. Crime statistics reflect Delaware Criminal Codes and differ from the crime categories of the FBI Uniform Crime Reporting Program.

* All figures shown in **Juvenile Shooting Incidents** and **Juvenile Shooting Victims** are included in the **Shooting Incidents** and **Shooting Victims**.




Michael S. Purzycki
Mayor

Wilmington Police Department



Wilfredo Campos
Chief

Wilmington Police District 13



The above CompStat figures are posted on Monday, two weeks after closing date.

CompStat figures are preliminary and are subject to change through the course of further analysis and review. Crime statistics reflect Delaware Criminal Codes and differ from the crime categories of the FBI Uniform Crime Reporting Program.



Michael S. Purzycki
Mayor

Wilmington Police Department



Wilfredo Campos
Chief

Volume 8 Number 19

District 13

CompStat

Report Covering the Week
05/06/24 Through 05/12/24

CRIME COMPLAINTS

	LAST 7 DAYS			LAST 28 DAYS			YEAR TO DATE			2 YR	3 YR	4 YR	5 YR	6 YR
	2024	2023	%CHG	2024	2023	%CHG	2024	2023	%CHG	%CHG	%CHG	%CHG	%CHG	%CHG
Murder	0	1	-100%	0	1	-100%	0	3	-100%	*	-100%	-100%	-100%	-100%
Rape	0	0	*	0	0	*	1	0	*	0%	*	0%	0%	0%
Robbery	0	0	*	0	1	-100%	5	5	0%	-29%	67%	-62%	0%	-62%
Agg. Assault	1	1	0%	7	2	250%	19	12	58%	36%	46%	36%	0%	6%
Burglary	0	0	*	2	3	-33%	8	8	0%	-50%	-38%	-56%	-33%	-75%
Felony Theft	0	1	-100%	2	2	0%	7	16	-56%	0%	75%	17%	-42%	40%
Auto Theft	2	2	0%	4	5	-20%	14	13	8%	-26%	17%	17%	40%	-30%
TOTAL	3	5	-40%	15	14	7%	54	57	-5%	-16%	17%	-17%	-11%	-42%
Shooting Incidents	1	1	0%	1	1	0%	7	6	17%	-22%	40%	133%	133%	0%
Shooting Victims	1	1	0%	1	1	0%	7	9	-22%	-36%	0%	133%	40%	-13%
*Juv Shooting Incidents	0	0	*	0	0	*	1	1	0%	0%	*	*	*	*
*Juv Shooting Victims	0	0	*	0	0	*	1	1	0%	0%	*	*	*	*
Theft (Misdemeanor)	3	0	*	7	4	75%	17	23	-26%	-26%	-39%	-39%	-39%	-65%

The above CompStat figures are posted on Monday, two weeks after closing date.

CompStat figures are preliminary and are subject to change through the course of further analysis and review. Crime statistics reflect Delaware Criminal Codes and differ from the crime categories of the FBI Uniform Crime Reporting Program.

* All figures shown in **Juvenile Shooting Incidents** and **Juvenile Shooting Victims** are included in the **Shooting Incidents** and **Shooting Victims**.

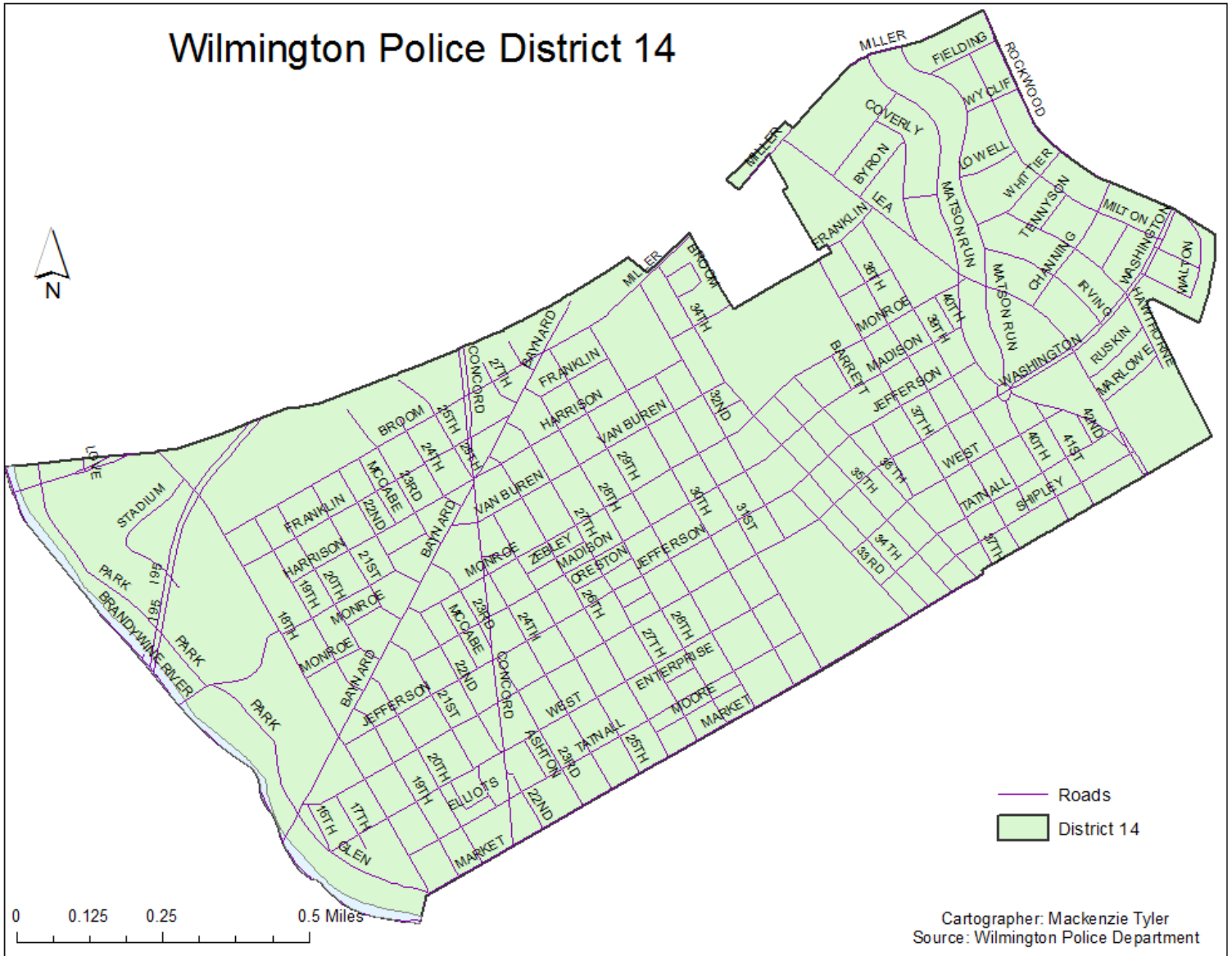


Michael S. Purzycki
Mavor

Wilmington Police Department



Wilfredo Campos
Chief



The above CompStat figures are posted on Monday, two weeks after closing date.

CompStat figures are preliminary and are subject to change through the course of further analysis and review. Crime statistics reflect Delaware Criminal Codes and differ from the crime categories of the FBI Uniform Crime Reporting Program.



Michael S. Purzycki
Mayor

Wilmington Police Department



Wilfredo Campos
Chief

Volume 8 Number 19

District 14

CompStat

Report Covering the Week
05/06/24 Through 05/12/24

CRIME COMPLAINTS

	LAST 7 DAYS			LAST 28 DAYS			YEAR TO DATE			2 YR	3 YR	4 YR	5 YR	6 YR
	2024	2023	%CHG	2024	2023	%CHG	2024	2023	%CHG	%CHG	%CHG	%CHG	%CHG	%CHG
Murder	0	0	*	0	0	*	0	0	*	*	-100%	*	-100%	-100%
Rape	0	0	*	0	0	*	0	0	*	*	-100%	*	-100%	-100%
Robbery	0	0	*	1	1	0%	8	8	0%	-43%	14%	0%	-47%	-60%
Agg. Assault	2	0	*	7	2	250%	19	20	-5%	12%	-10%	-5%	-14%	0%
Burglary	0	0	*	3	2	50%	10	15	-33%	-58%	-50%	-57%	-41%	-64%
Felony Theft	1	0	*	4	1	300%	13	11	18%	-32%	-24%	-13%	-43%	-35%
Auto Theft	4	0	*	14	7	100%	45	31	45%	105%	114%	105%	0%	67%
TOTAL	7	0	*	29	13	123%	95	85	12%	-1%	4%	8%	-24%	-18%
Shooting Incidents	1	0	*	1	0	*	3	2	50%	50%	-57%	-63%	-57%	0%
Shooting Victims	1	0	*	1	0	*	4	2	100%	100%	-56%	-56%	-69%	33%
*Juv Shooting Incidents	0	0	*	0	0	*	2	0	*	0%	100%	-50%	-60%	100%
*Juv Shooting Victims	0	0	*	0	0	*	3	0	*	50%	200%	-25%	-57%	200%
Theft (Misdemeanor)	2	2	0%	6	8	-25%	29	35	-17%	-44%	-41%	-43%	-56%	-70%

The above CompStat figures are posted on Monday, two weeks after closing date.

CompStat figures are preliminary and are subject to change through the course of further analysis and review. Crime statistics reflect Delaware Criminal Codes and differ from the crime categories of the FBI Uniform Crime Reporting Program.

* All figures shown in **Juvenile Shooting Incidents** and **Juvenile Shooting Victims** are included in the **Shooting Incidents** and **Shooting Victims**.



Michael S. Purzycki
Mayor

Wilmington Police Department



Wilfredo Campos
Chief



The above CompStat figures are posted on Monday, two weeks after closing date.

CompStat figures are preliminary and are subject to change through the course of further analysis and review. Crime statistics reflect Delaware Criminal Codes and differ from the crime categories of the FBI Uniform Crime Reporting Program.



Michael S. Purzycki
Mayor

Wilmington Police Department



Wilfredo Campos
Chief

Volume 8 Number 19

Sector 2

CompStat

Report Covering the Week
05/06/24 Through 05/12/24

CRIME COMPLAINTS

	LAST 7 DAYS			LAST 28 DAYS			YEAR TO DATE			2 YR	3 YR	4 YR	5 YR	6 YR
	2024	2023	%CHG	2024	2023	%CHG	2024	2023	%CHG	%CHG	%CHG	%CHG	%CHG	%CHG
Murder	1	0	*	1	0	*	2	0	*	-33%	-50%	-50%	*	0%
Rape	0	0	*	0	0	*	0	0	*	-100%	-100%	-100%	-100%	-100%
Robbery	1	1	0%	6	5	20%	35	25	40%	59%	52%	0%	-15%	3%
Agg. Assault	2	5	-60%	13	18	-28%	39	72	-46%	-13%	-35%	-35%	-11%	-26%
Burglary	2	6	-67%	12	5	140%	55	43	28%	31%	34%	12%	4%	17%
Felony Theft	0	0	*	10	5	100%	35	40	-13%	0%	67%	35%	-5%	-19%
Auto Theft	2	1	100%	12	6	100%	47	35	34%	24%	27%	4%	15%	62%
TOTAL	8	13	-38%	54	39	38%	213	215	-1%	15%	14%	-4%	-3%	1%
Shooting Incidents	2	0	*	4	3	33%	12	11	9%	20%	-40%	-8%	33%	140%
Shooting Victims	3	0	*	5	3	67%	13	12	8%	8%	-57%	-24%	-19%	117%
*Juv Shooting Incidents	1	0	*	1	1	0%	2	3	-33%	*	0%	-50%	100%	*
*Juv Shooting Victims	1	0	*	1	1	0%	2	4	-50%	*	0%	-50%	100%	*
Theft (Misdemeanor)	2	1	100%	20	16	25%	98	120	-18%	-29%	-27%	-38%	-58%	-59%

The above CompStat figures are posted on Monday, two weeks after closing date.

CompStat figures are preliminary and are subject to change through the course of further analysis and review. Crime statistics reflect Delaware Criminal Codes and differ from the crime categories of the FBI Uniform Crime Reporting Program.

* All figures shown in **Juvenile Shooting Incidents** and **Juvenile Shooting Victims** are included in the **Shooting Incidents** and **Shooting Victims**.

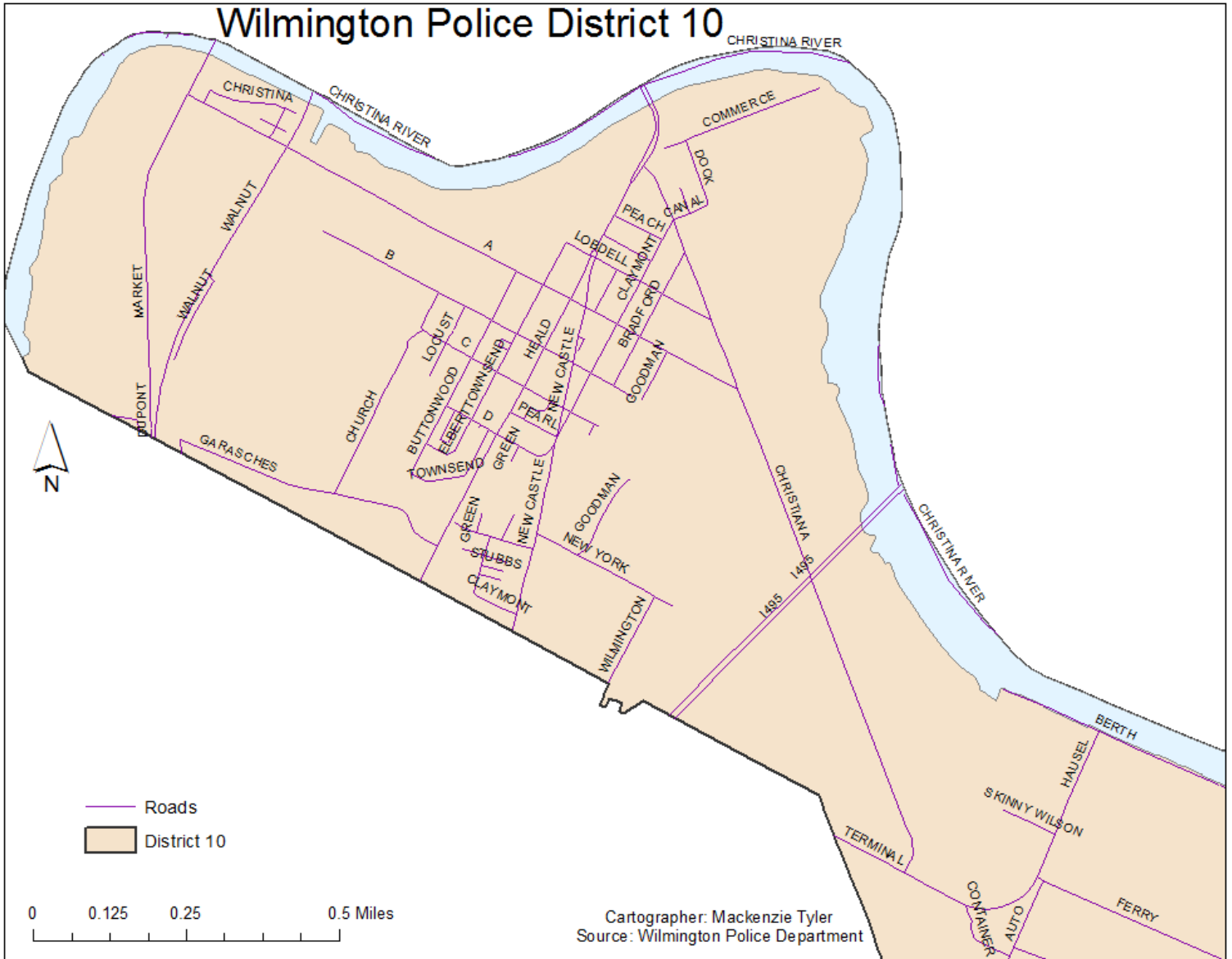


Michael S. Purzycki
 Mayor

Wilmington Police Department



Wilfredo Campos
 Chief



The above CompStat figures are posted on Monday, two weeks after closing date.

CompStat figures are preliminary and are subject to change through the course of further analysis and review. Crime statistics reflect Delaware Criminal Codes and differ from the crime categories of the FBI Uniform Crime Reporting Program.



Michael S. Purzycki
Mayor

Wilmington Police Department



Wilfredo Campos
Chief

Volume 8 Number 19

District 10

CompStat

Report Covering the Week
05/06/24 Through 05/12/24

CRIME COMPLAINTS

	LAST 7 DAYS			LAST 28 DAYS			YEAR TO DATE			2 YR	3 YR	4 YR	5 YR	6 YR
	2024	2023	%CHG	2024	2023	%CHG	2024	2023	%CHG	%CHG	%CHG	%CHG	%CHG	%CHG
Murder	1	0	*	1	0	*	1	0	*	0%	*	*	*	*
Rape	0	0	*	0	0	*	0	0	*	*	*	*	*	*
Robbery	0	0	*	1	0	*	6	1	500%	100%	200%	-25%	50%	500%
Agg. Assault	1	1	0%	2	3	-33%	4	10	-60%	33%	-56%	-50%	-20%	100%
Burglary	0	0	*	1	0	*	6	5	20%	500%	50%	0%	20%	-14%
Felony Theft	0	0	*	1	1	0%	4	7	-43%	0%	-50%	300%	-20%	100%
Auto Theft	0	1	-100%	1	3	-67%	6	10	-40%	-14%	20%	-25%	100%	0%
TOTAL	2	2	0%	7	7	0%	27	33	-18%	42%	-4%	-13%	23%	50%
Shooting Incidents	2	0	*	3	1	200%	3	2	50%	200%	0%	200%	200%	*
Shooting Victims	3	0	*	4	1	300%	4	2	100%	300%	0%	300%	300%	*
*Juv Shooting Incidents	1	0	*	1	0	*	1	0	*	*	0%	0%	*	*
*Juv Shooting Victims	1	0	*	1	0	*	1	0	*	*	0%	0%	*	*
Theft (Misdemeanor)	0	0	*	4	0	*	14	12	17%	-36%	-26%	-48%	-42%	-36%

The above CompStat figures are posted on Monday, two weeks after closing date.

CompStat figures are preliminary and are subject to change through the course of further analysis and review. Crime statistics reflect Delaware Criminal Codes and differ from the crime categories of the FBI Uniform Crime Reporting Program.

* All figures shown in **Juvenile Shooting Incidents** and **Juvenile Shooting Victims** are included in the **Shooting Incidents** and **Shooting Victims**.



Michael S. Purzycki
Mayor

Wilmington Police Department



Wilfredo Campos
Chief



The above CompStat figures are posted on Monday, two weeks after closing date.

CompStat figures are preliminary and are subject to change through the course of further analysis and review. Crime statistics reflect Delaware Criminal Codes and differ from the crime categories of the FBI Uniform Crime Reporting Program.



Michael S. Purzycki
Mayor

Wilmington Police Department



Wilfredo Campos
Chief

Volume 8 Number 19

District 11

CompStat

Report Covering the Week
05/09/24 Through 05/12/24

CRIME COMPLAINTS

	LAST 7 DAYS			LAST 28 DAYS			YEAR TO DATE			2 YR	3 YR	4 YR	5 YR	6 YR
	2024	2023	%CHG	2024	2023	%CHG	2024	2023	%CHG	%CHG	%CHG	%CHG	%CHG	%CHG
Murder	0	0	*	0	0	*	1	0	*	0%	-50%	*	*	-50%
Rape	0	0	*	0	0	*	0	0	*	-100%	*	*	-100%	-100%
Robbery	0	0	*	1	1	0%	7	6	17%	-30%	-36%	-46%	-53%	-46%
Agg. Assault	1	2	-50%	8	7	14%	18	27	-33%	-33%	-14%	-36%	20%	-38%
Burglary	1	3	-67%	4	0	*	21	13	62%	0%	50%	-13%	-5%	24%
Felony Theft	0	0	*	7	0	*	21	8	163%	62%	950%	91%	50%	40%
Auto Theft	1	0	*	2	2	0%	20	9	122%	18%	82%	-5%	43%	67%
TOTAL	3	5	-40%	22	10	120%	88	63	40%	-2%	44%	-9%	7%	-2%
Shooting Incidents	0	0	*	0	0	*	3	1	200%	0%	-57%	-25%	-25%	-25%
Shooting Victims	0	0	*	0	0	*	3	2	50%	-25%	-79%	-50%	-70%	-40%
*Juv Shooting Incidents	0	0	*	0	0	*	0	1	-100%	*	-100%	-100%	-100%	*
*Juv Shooting Victims	0	0	*	0	0	*	0	2	-100%	*	-100%	-100%	-100%	*
Theft (Misdemeanor)	1	1	0%	5	5	0%	30	30	0%	-33%	7%	-36%	-63%	-58%

The above CompStat figures are posted on Monday, two weeks after closing date.

CompStat figures are preliminary and are subject to change through the course of further analysis and review. Crime statistics reflect Delaware Criminal Codes and differ from the crime categories of the FBI Uniform Crime Reporting Program.

* All figures shown in **Juvenile Shooting Incidents** and **Juvenile Shooting Victims** are included in the **Shooting Incidents** and **Shooting Victims**.

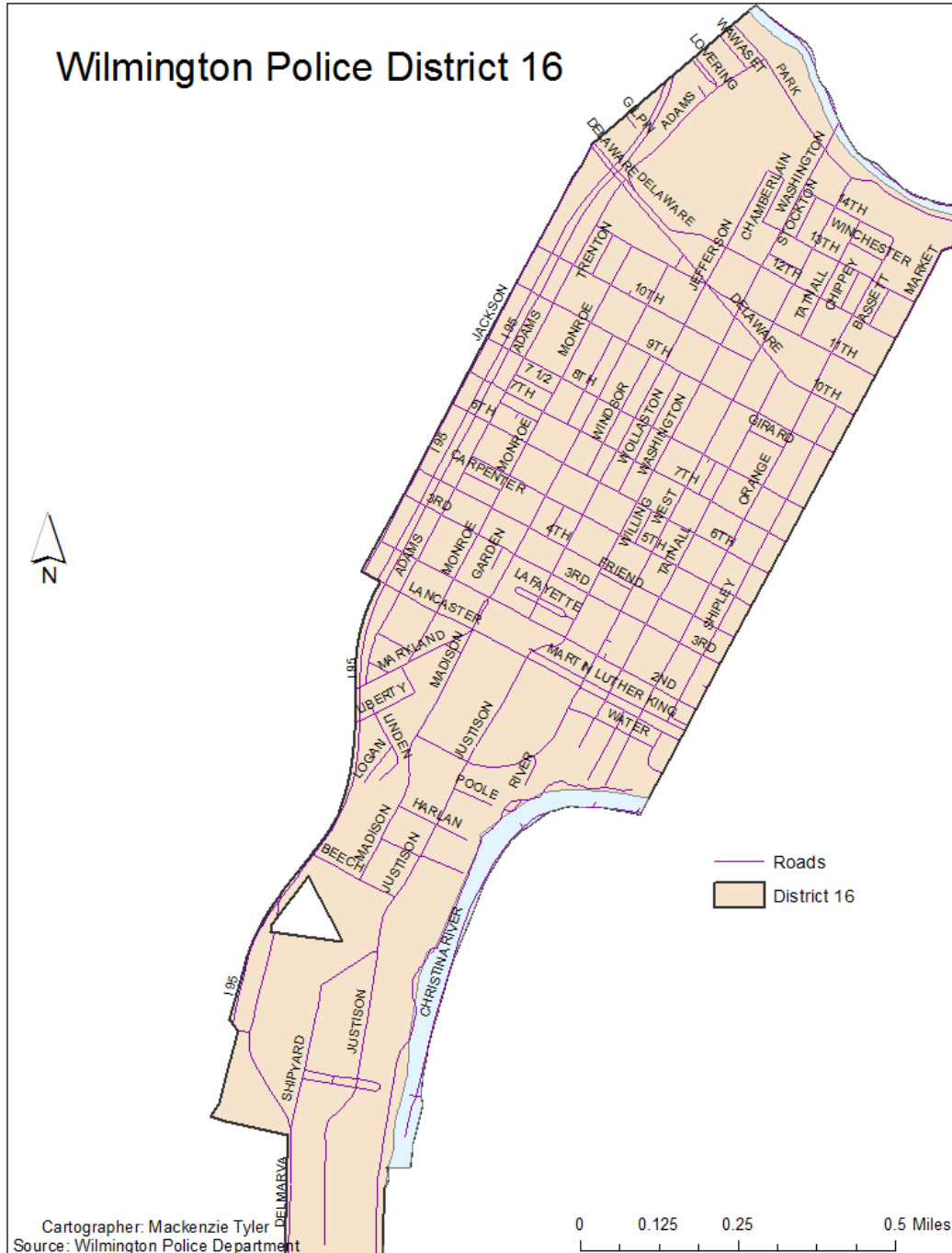


Michael S. Purzycki
Mayor

Wilmington Police Department



Wilfredo Campos
Chief



The above CompStat figures are posted on Monday, two weeks after closing date.

CompStat figures are preliminary and are subject to change through the course of further analysis and review. Crime statistics reflect Delaware Criminal Codes and differ from the crime categories of the FBI Uniform Crime Reporting Program.



Michael S. Purzycki
Mayor

Wilmington Police Department



Wilfredo Campos
Chief

Volume 8 Number 19

District 16

CompStat

Report Covering the Week
05/06/24 Through 05/12/24

CRIME COMPLAINTS

	LAST 7 DAYS			LAST 28 DAYS			YEAR TO DATE			2 YR	3 YR	4 YR	5 YR	6 YR
	2024	2023	%CHG	2024	2023	%CHG	2024	2023	%CHG	%CHG	%CHG	%CHG	%CHG	%CHG
Murder	0	0	*	0	0	*	0	0	*	-100%	-100%	-100%	*	*
Rape	0	0	*	0	0	*	0	0	*	*	-100%	-100%	-100%	*
Robbery	1	1	0%	4	4	0%	22	18	22%	144%	120%	57%	0%	10%
Agg. Assault	0	2	-100%	3	8	-63%	17	35	-51%	13%	-43%	-29%	-29%	-23%
Burglary	1	3	-67%	7	5	40%	28	25	12%	40%	22%	47%	8%	22%
Felony Theft	0	0	*	2	4	-50%	10	25	-60%	-44%	-9%	-29%	-44%	-62%
Auto Theft	1	0	*	9	1	800%	21	16	31%	50%	0%	31%	-13%	91%
TOTAL	3	6	-50%	25	22	14%	98	119	-18%	27%	0%	4%	-16%	-4%
Shooting Incidents	0	0	*	1	2	-50%	6	8	-25%	0%	-40%	-25%	50%	500%
Shooting Victims	0	0	*	1	2	-50%	6	8	-25%	-14%	-50%	-40%	20%	500%
*Juv Shooting Incidents	0	0	*	0	1	-100%	1	2	-50%	*	*	0%	*	*
*Juv Shooting Victims	0	0	*	0	1	-100%	1	2	-50%	*	*	0%	*	*
Theft (Misdemeanor)	1	0	*	11	11	0%	54	78	-31%	-24%	-39%	-35%	-57%	-63%

The above CompStat figures are posted on Monday, two weeks after closing date.

CompStat figures are preliminary and are subject to change through the course of further analysis and review. Crime statistics reflect Delaware Criminal Codes and differ from the crime categories of the FBI Uniform Crime Reporting Program.

* All figures shown in **Juvenile Shooting Incidents** and **Juvenile Shooting Victims** are included in the **Shooting Incidents** and **Shooting Victims**.

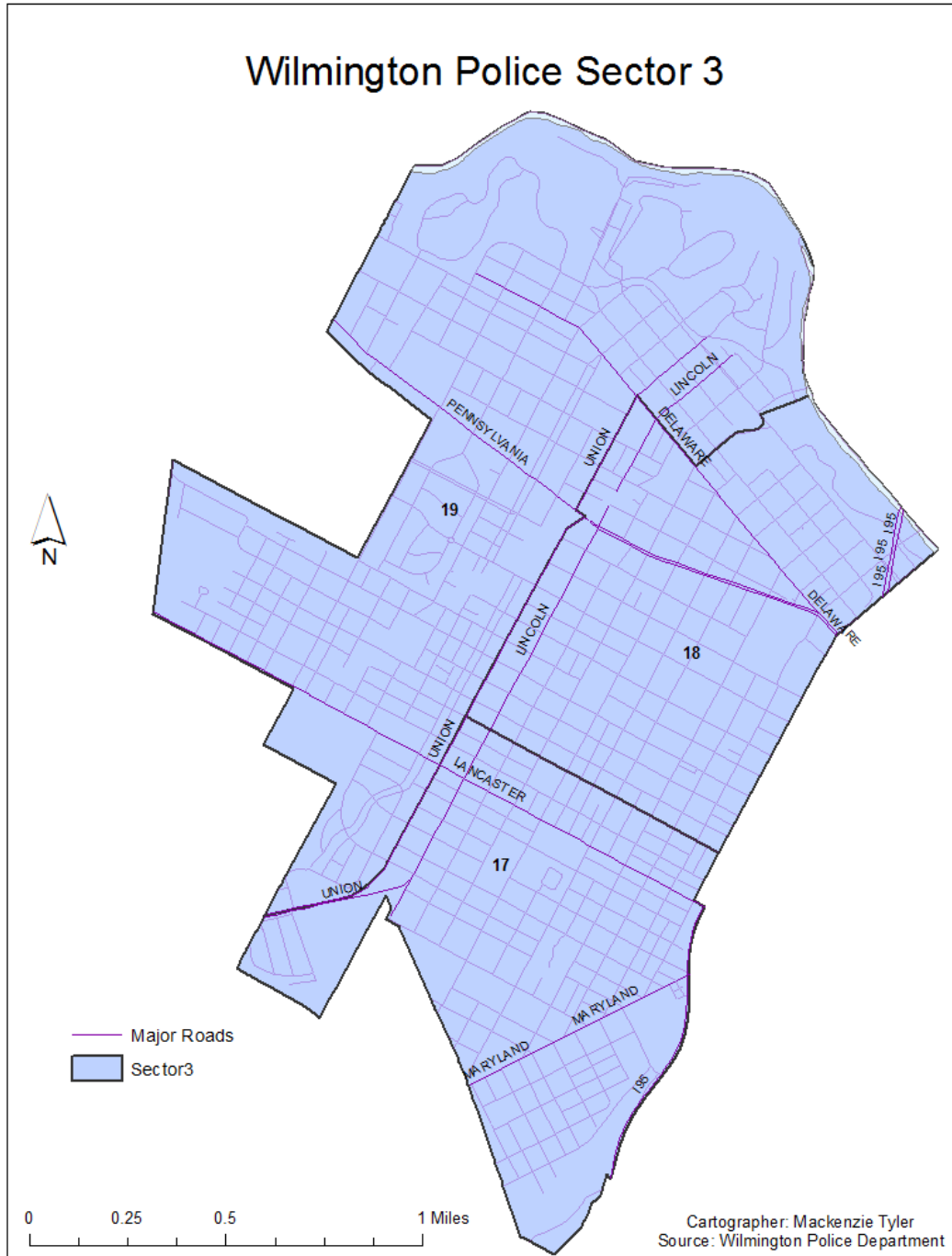


Michael S. Purzycki
Mayor

Wilmington Police Department



Wilfredo Campos
Chief



The above CompStat figures are posted on Monday, two weeks after closing date.

CompStat figures are preliminary and are subject to change through the course of further analysis and review. Crime statistics reflect Delaware Criminal Codes and differ from the crime categories of the FBI Uniform Crime Reporting Program.



Michael S. Purzycki
Mayor

Wilmington Police Department



Wilfredo Campos
Chief

Volume 8 Number 19

Sector 3

CompStat

Report Covering the Week
05/06/24 Through 05/12/24

CRIME COMPLAINTS

	LAST 7 DAYS			LAST 28 DAYS			YEAR TO DATE			2 YR	3 YR	4 YR	5 YR	6 YR
	2024	2023	%CHG	2024	2023	%CHG	2024	2023	%CHG	%CHG	%CHG	%CHG	%CHG	%CHG
Murder	0	1	-100%	1	1	0%	3	2	50%	-25%	50%	*	0%	50%
Rape	0	0	*	0	1	-100%	0	2	-100%	-100%	*	*	-100%	-100%
Robbery	2	3	-33%	6	5	20%	19	26	-27%	-34%	-27%	-49%	-49%	-42%
Agg. Assault	4	2	100%	15	6	150%	39	34	15%	18%	-58%	8%	15%	-20%
Burglary	1	5	-80%	7	9	-22%	43	57	-25%	-20%	-23%	-46%	-56%	-45%
Felony Theft	2	1	100%	7	7	0%	35	38	-8%	-10%	-38%	21%	-5%	6%
Auto Theft	5	7	-29%	13	18	-28%	60	85	-29%	15%	-3%	40%	-9%	15%
TOTAL	14	19	-26%	49	47	4%	199	244	-18%	-6%	-32%	-12%	-28%	-20%
Shooting Incidents	2	2	0%	5	3	67%	9	5	80%	80%	200%	50%	50%	13%
Shooting Victims	3	3	0%	6	4	50%	10	6	67%	100%	233%	67%	67%	25%
*Juv Shooting Incidents	0	0	*	0	0	*	2	0	*	100%	*	-33%	*	0%
*Juv Shooting Victims	0	0	*	0	0	*	2	0	*	100%	*	-33%	*	0%
Theft (Misdemeanor)	6	10	-40%	28	44	-36%	124	171	-27%	-28%	-39%	-32%	-56%	-58%

The above CompStat figures are posted on Monday, two weeks after closing date.

CompStat figures are preliminary and are subject to change through the course of further analysis and review. Crime statistics reflect Delaware Criminal Codes and differ from the crime categories of the FBI Uniform Crime Reporting Program.

* All figures shown in **Juvenile Shooting Incidents** and **Juvenile Shooting Victims** are included in the **Shooting Incidents** and **Shooting Victims**.

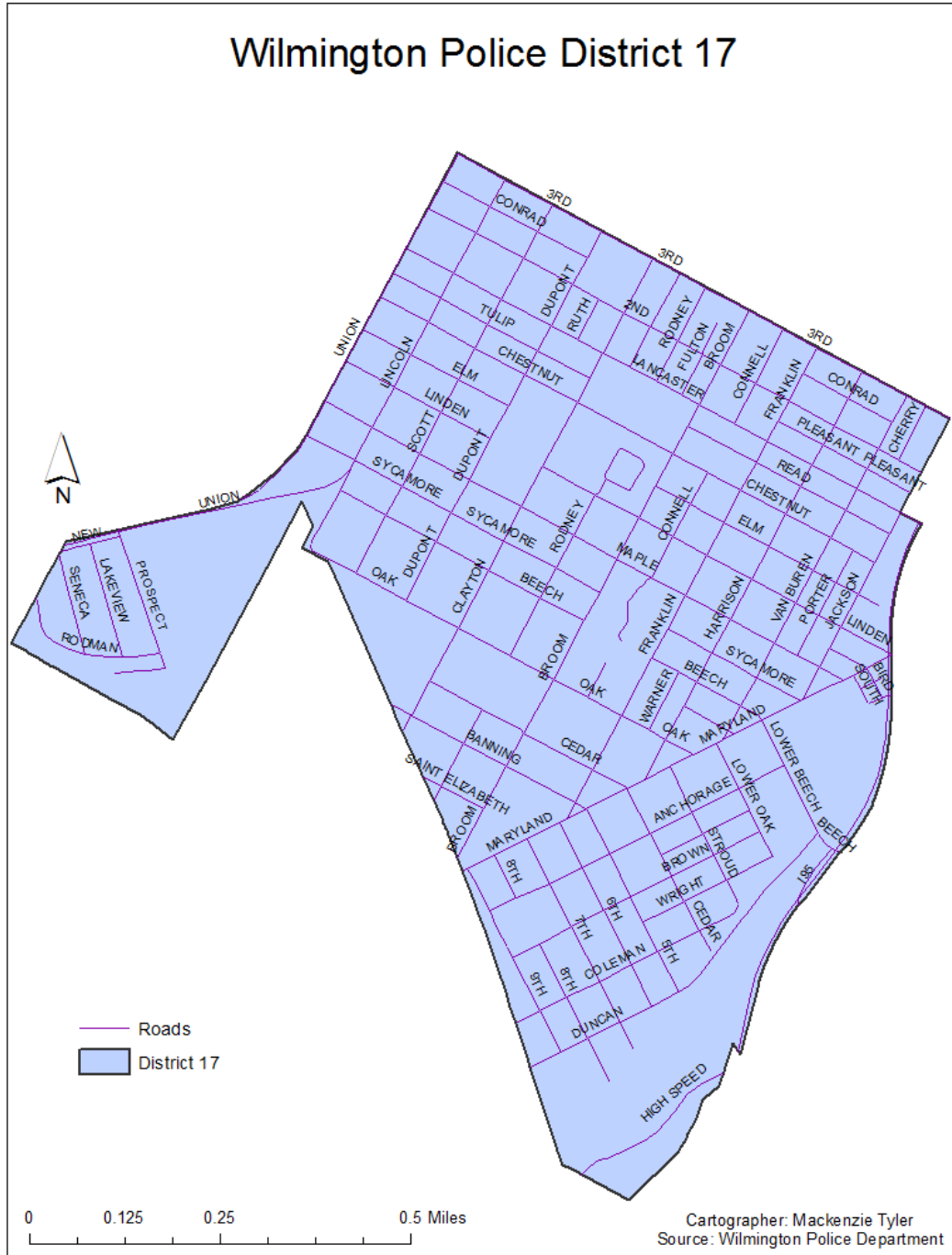


Michael S. Purzycki
Mayor

Wilmington Police Department



Wilfredo Campos
Chief



The above CompStat figures are posted on Monday, two weeks after closing date.

CompStat figures are preliminary and are subject to change through the course of further analysis and review. Crime statistics reflect Delaware Criminal Codes and differ from the crime categories of the FBI Uniform Crime Reporting Program.



Michael S. Purzycki
Mayor

Wilmington Police Department



Wilfredo Campos
Chief

Volume 8 Number 19

District 17

CompStat

Report Covering the Week
05/06/24 Through 05/12/24

CRIME COMPLAINTS

	LAST 7 DAYS			LAST 28 DAYS			YEAR TO DATE			2 YR	3 YR	4 YR	5 YR	6 YR
	2024	2023	%CHG	2024	2023	%CHG	2024	2023	%CHG	%CHG	%CHG	%CHG	%CHG	%CHG
Murder	0	1	-100%	0	1	-100%	1	2	-50%	-50%	0%	*	-50%	0%
Rape	0	0	*	0	0	*	0	1	-100%	*	*	*	-100%	*
Robbery	1	2	-50%	3	2	50%	8	11	-27%	-53%	-43%	-43%	-56%	-56%
Agg. Assault	3	1	200%	7	3	133%	17	19	-11%	-23%	-54%	-19%	0%	-37%
Burglary	1	1	0%	3	2	50%	20	21	-5%	-13%	-5%	-46%	-46%	-57%
Felony Theft	0	1	-100%	1	5	-80%	8	18	-56%	-11%	-47%	14%	-33%	0%
Auto Theft	1	2	-50%	7	6	17%	21	27	-22%	17%	-43%	-9%	-22%	-13%
TOTAL	6	8	-25%	21	19	11%	75	99	-24%	-18%	-40%	-26%	-34%	-40%
Shooting Incidents	2	2	0%	4	2	100%	5	3	67%	0%	150%	150%	67%	0%
Shooting Victims	3	3	0%	5	3	67%	6	4	50%	20%	200%	200%	100%	20%
*Juv Shooting Incidents	0	0	*	0	0	*	1	0	*	0%	*	0%	*	0%
*Juv Shooting Victims	0	0	*	0	0	*	1	0	*	0%	*	0%	*	0%
Theft (Misdemeanor)	0	2	-100%	8	7	14%	32	41	-22%	-43%	-54%	-33%	-52%	-58%

The above CompStat figures are posted on Monday, two weeks after closing date.

CompStat figures are preliminary and are subject to change through the course of further analysis and review. Crime statistics reflect Delaware Criminal Codes and differ from the crime categories of the FBI Uniform Crime Reporting Program.

* All figures shown in **Juvenile Shooting Incidents** and **Juvenile Shooting Victims** are included in the **Shooting Incidents** and **Shooting Victims**.

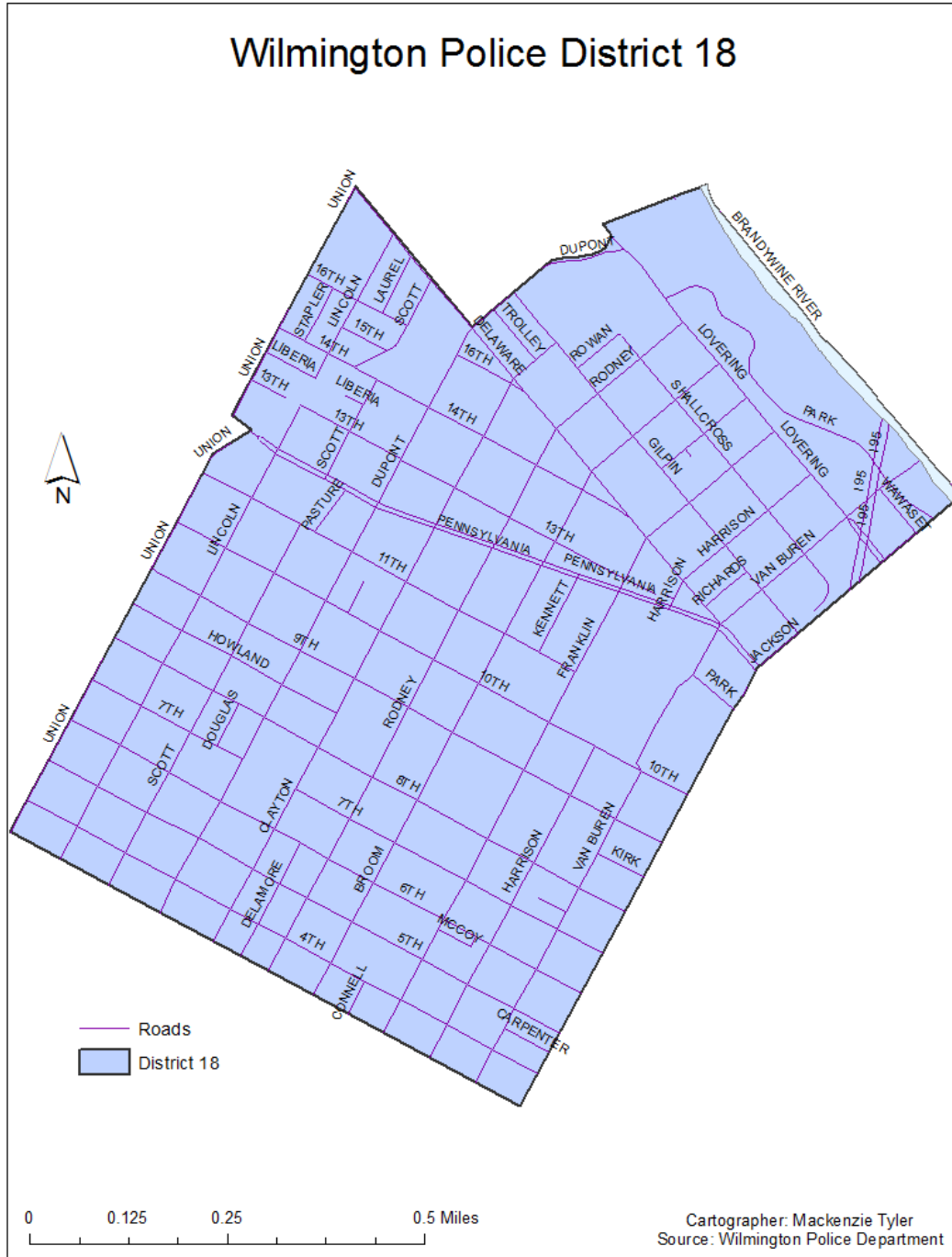


Michael S. Purzycki
Mayor

Wilmington Police Department



Wilfredo Campos
Chief



The above CompStat figures are posted on Monday, two weeks after closing date.

CompStat figures are preliminary and are subject to change through the course of further analysis and review. Crime statistics reflect Delaware Criminal Codes and differ from the crime categories of the FBI Uniform Crime Reporting Program.



Michael S. Purzycki
Mayor

Wilmington Police Department



Wilfredo Campos
Chief

Volume 8 Number 19

District 18

CompStat

Report Covering the Week
05/06/24 Through 05/12/24

CRIME COMPLAINTS

	LAST 7 DAYS			LAST 28 DAYS			YEAR TO DATE			2 YR	3 YR	4 YR	5 YR	6 YR
	2024	2023	%CHG	2024	2023	%CHG	2024	2023	%CHG	%CHG	%CHG	%CHG	%CHG	%CHG
Murder	0	0	*	1	0	*	2	0	*	100%	100%	*	100%	100%
Rape	0	0	*	0	1	-100%	0	1	-100%	-100%	*	*	*	-100%
Robbery	1	0	*	2	2	0%	8	13	-38%	-20%	-11%	-62%	-43%	-27%
Agg. Assault	0	1	-100%	6	3	100%	16	11	45%	100%	45%	78%	14%	-20%
Burglary	0	4	-100%	1	6	-83%	17	21	-19%	0%	-35%	-35%	-53%	-29%
Felony Theft	1	0	*	4	2	100%	14	11	27%	-39%	-44%	75%	-18%	0%
Auto Theft	3	3	0%	4	6	-33%	28	40	-30%	0%	65%	155%	0%	33%
TOTAL	5	8	-38%	18	20	-10%	85	97	-12%	-3%	-4%	13%	-23%	-8%
Shooting Incidents	0	0	*	1	1	0%	3	1	200%	*	200%	0%	50%	50%
Shooting Victims	0	0	*	1	1	0%	3	1	200%	*	200%	0%	50%	50%
*Juv Shooting Incidents	0	0	*	0	0	*	1	0	*	*	*	0%	*	0%
*Juv Shooting Victims	0	0	*	0	0	*	1	0	*	*	*	0%	*	0%
Theft (Misdemeanor)	1	6	-83%	12	29	-59%	62	95	-35%	-23%	-33%	-35%	-58%	-56%

The above CompStat figures are posted on Monday, two weeks after closing date.

CompStat figures are preliminary and are subject to change through the course of further analysis and review. Crime statistics reflect Delaware Criminal Codes and differ from the crime categories of the FBI Uniform Crime Reporting Program.

* All figures shown in **Juvenile Shooting Incidents** and **Juvenile Shooting Victims** are included in the **Shooting Incidents** and **Shooting Victims**.



Michael S. Purzycki
Mayor

Wilmington Police Department



Wilfredo Campos
Chief

Volume 8 Number 19

District 19

CompStat

Report Covering the Week
05/06/24 Through 05/12/24

CRIME COMPLAINTS

	LAST 7 DAYS			LAST 28 DAYS			YEAR TO DATE			2 YR	3 YR	4 YR	5 YR	6 YR
	2024	2023	%CHG	2024	2023	%CHG	2024	2023	%CHG	%CHG	%CHG	%CHG	%CHG	%CHG
Murder	0	0	*	0	0	*	0	0	*	-100%	*	*	*	*
Rape	0	0	*	0	0	*	0	0	*	*	*	*	*	*
Robbery	0	1	-100%	1	1	0%	3	2	50%	50%	0%	50%	-40%	-25%
Agg. Assault	1	0	*	2	0	*	6	4	50%	100%	-86%	0%	100%	200%
Burglary	0	0	*	3	1	200%	6	15	-60%	-57%	-33%	-65%	-76%	-14%
Felony Theft	1	0	*	2	0	*	13	9	44%	86%	-19%	-7%	63%	18%
Auto Theft	1	2	-50%	2	6	-67%	11	18	-39%	83%	38%	22%	0%	57%
TOTAL	3	3	0%	10	8	25%	39	48	-19%	18%	-51%	-19%	-25%	26%
Shooting Incidents	0	0	*	0	0	*	1	1	0%	*	*	0%	0%	0%
Shooting Victims	0	0	*	0	0	*	1	1	0%	*	*	0%	0%	0%
*Juv Shooting Incidents	0	0	*	0	0	*	0	0	*	*	*	-100%	*	*
*Juv Shooting Victims	0	0	*	0	0	*	0	0	*	*	*	-100%	*	*
Theft (Misdemeanor)	5	2	150%	8	8	0%	30	35	-14%	-19%	-25%	-23%	-53%	-61%

The above CompStat figures are posted on Monday, two weeks after closing date.

CompStat figures are preliminary and are subject to change through the course of further analysis and review. Crime statistics reflect Delaware Criminal Codes and differ from the crime categories of the FBI Uniform Crime Reporting Program.

* All figures shown in **Juvenile Shooting Incidents** and **Juvenile Shooting Victims** are included in the **Shooting Incidents** and **Shooting Victims**.