

**AN ORDINANCE TO AMEND THE CAPITAL IMPROVEMENTS
PROGRAM FOR THE SIX FISCAL YEARS 2006-2011 BY AMENDING
ORDINANCE NO. 05-016**

#4429

Sponsor:

**Council
Member
Freel**

WHEREAS, the City Council originally adopted the Capital Improvements Program for the Six Fiscal Years 2006-2011 (FY 2012-FY 2017), inclusive, by enacting Ordinance No. 05-016 pursuant to the provisions of Wilm. C. (Charter) Sections 2-203, 2-306, 4-101, 5-600 and 5-601, following the submittal by the Mayor to the Council of the Capital Improvements Program for Fiscal Years 2006-2011 and the proposed Capital Budget and with the subsequent recommendations of the City Planning Commission ("CPC"); and

WHEREAS, amendments to the FY 2006-2011 Capital Improvements Program, as set forth in Attachment "A" attached hereto and made a part hereof, have been proposed to make changes in the Capital Improvements Program funding allocation for the Fire Department which have been reviewed by the CPC at their October 17, 2017 meeting as Resolution 14-17; and

WHEREAS, these amendments result in no net increase to the Capital Improvements Program which remains in the amount of \$165,888,000; and

WHEREAS, these amendments to the Capital Improvements Program for FY 2012-2017 were reviewed by the City Planning Commission on October 17, 2017 as Resolution 5-17.

**NOW, THEREFORE, THE COUNCIL OF THE CITY OF WILMINGTON
HEREBY ORDAINS:**

SECTION 1. The Capital Improvements Program for the Six Fiscal Years 2012-2017, inclusive, enacted by Ordinance No. 11-014 and subsequently amended, is hereby amended by reallocating funds within the Fire Department by transferring the entire balance

of funds (approximately \$568,400) from the "Station #5 Replacement" project, which has been completed, to the "Station Renovations/Refurbishing" project, as set forth in the revised Capital Improvements Program and Capital Budget for Fiscal Years 2006-2011, attached hereto as Attachment "A" and made a part hereof.

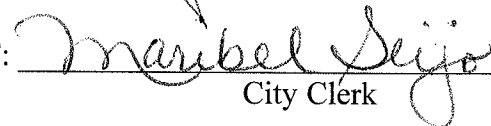
SECTION 2. This ordinance shall become effective immediately upon its date of passage by the City Council and approval by the Mayor.

First Reading.....October 19, 2017
Second Reading....October 19, 2017
Third Reading.....November 2, 2017

Passed by City Council , Nov. 2, 2017




President of City Council


ATTEST: 

City Clerk

Approved as to form this
17 day of October, 2017.



Assistant City Solicitor

Approved this 6 day of Nov, 2017.


Mayor

SYNOPSIS AND FISCAL IMPACT STATEMENT: This Ordinance amends the Capital Improvement Program for the Six Fiscal Years 2006-2011 to alter the allocation of previously budgeted expenditures and to allow for the inclusion of a newly created capital project. There shall be no fiscal impact to the City as the amendment simply allocates surplus funds already

budgeted for one project to be used for another newly created project by transferring the entire balance of funds, approximately \$568,400, from the "Station #5 Replacement" project to the "Station Renovations/Refurbishing" project within the Fire Department. There will be no change in the total funds for the Capital Improvements Program for the Six Fiscal Years 2006-2011, which remain at an amount of \$165,888,000,00.

W0095864

Attachment A

CAPITAL IMPROVEMENTS PROGRAM

AND

CAPITAL BUDGET

FOR

FISCAL YEARS 2006 - 2011

MAYOR

James M. Baker

OFFICE OF MANAGEMENT AND BUDGET

Robert Greco, Budget Director

Matthew Razze, Senior Budget Analyst

DEPARTMENT OF PLANNING

Peter D. Besecker, Director

Gwinneth Kaminsky, Planning Manager

Original: CPC Res. 10-05, March 15, 2005. (Not adopted by City Council)

Revision #1: CPC Res. 14-05, May 17, 2005. Sub. #1 to Ordinances 05-016 & 05-017 (5/19/05)

Revision #2: CPC Res. 23-06, 10/17/06. Sub.#1 to Ordinances 06-077 &. 06-078 (11/16/06)

Revision #3: CPC Res. 5-07, January 16, 2007. Ord. 06-089 & Ord. 06-090 (2/1/07)

Revision #4: CPC Rev. Res. 27-07, 9/18/07. Sub. #1 to Ordinances 07-051 & 07-052 (10/18/07)

Revision #5: CPC Res. 30-07, 10/16/07. Sub. #1 to Ordinances 07-068 and 07-069 (11/8/07)

Revision #6: CPC Res. 10-08, 5/20/08. Ordinances 08-036 and 08-037 (6/19/08)

Revision #7: CPC Res. 8-11, 7/19/11 (Capital Improvements Program). Ord. 11-034 (8/25/11)

Revision #8: CPC Res. 16-16 (As Amended), 11/29/16. Ordinances 16-064 and 16-065 (12/8/16)

Revision #9: CPC Res. 14-17, 10/17/17. **Pending Council Approval.**

TABLE OF CONTENTS

	Page
I. Introduction.	1
II. A Guide of the Capital Improvements Program.	1
A. The Development of a Capital Program.	1
B. Nature of a Capital Project.	2
C. The City's Financial Policy for the Capital Program.	3
D. Expenditure Analysis.	3
E. Method of Funding.	4
F. Capital Funding Proposed for FY 2006 - FY 2011.	5
III. Capital Project Descriptions.	6
A. Parks and Recreation.	6
B. Public Works.	9
C. Police.	15
D. Personnel.	15
E. Fire.	16
F. Finance.	17
G. Division of Transportation.	17
H. Office of the Mayor.	18
I. Real Estate and Housing.	19
J. City Council.	20
Recommended Capital Funding and Schedule.	21

THE CAPITAL IMPROVEMENTS PROGRAM

I. Introduction

The Capital Improvements Program is a six-year capital spending plan, adopted by City Council annually. The first year of the Capital Program is known as the Capital Budget. In alternating years, the Capital Budget includes two full fiscal years of funding due to the City's decision to bond biennially, instead of annually. This results in "off" years when the budget requests will be zero. The decision to bond biennially reduces the frequency of borrowing and lowers financing costs.

The Capital Improvements Program and Budget provide a schedule of expenditures to develop and improve the public facilities necessary to serve those who live and work in Wilmington. The projects reflect the physical development policies of the City, such as Comprehensive Development Plans, Urban Renewal Plans, etc. This document describes the development of a Capital Program; the statutory basis for the preparation of the Capital Program; and an explanation of the capital projects proposed for the FY 2006 - FY 2011 period.

II. A Guide to the Capital Improvements Program

A. The Development of a Capital Program

The Wilmington Home Rule Charter describes the process for preparing and adopting the City's Capital Program. The process begins with the various City departments submitting requests for specific projects to the Office of Management and Budget and the Department of Planning. Department heads discuss their project proposals with the Office of Management and Budget and the Department of Planning, indicating their programming priorities. Three major considerations guide the review of these departmental requests:

1. Overall development objectives for Wilmington. This includes the feasibility, desirability, and need for specific projects.
2. The relationships among projects with respect to design, location, timing of construction and the nature of activities involved.
3. The City's fiscal policies and capabilities.

The City Planning Commission reviews the Capital Program for conformance to the Comprehensive Plan and other City policies, and makes recommendations to the Office of Management and Budget and the Department of Planning. The Capital Program is then submitted to the Mayor for his review and transmittal, along with the Annual Operating Budget, to City Council for their approval.

B. Nature of a Capital Project

Generally, a capital project is fixed in nature, has a relatively long life expectancy, and requires a substantial financial investment. Capital projects traditionally take the form of large-scale physical developments, such as buildings, streets, and water mains. However, a wide range of other projects qualify for capital funding consideration, including fire fighting apparatus, street lighting, and computer software. A capital project must generally include one or more of the following characteristics:

1. Acquisition of real property, including the purchase of land and/or existing structures for a community facility or utility.
2. Improvement of City-owned property, including new construction, site improvements, additions and rehabilitation of existing structures. However, only rehabilitation projects exceeding \$2,000 are considered capital projects.
3. Major replacement facilities, such as roofs, heating, plumbing, and electrical systems.
4. Preliminary studies and surveys pursuant to acquisition, construction or rehabilitation of City-owned property.
5. Purchase of specialized equipment and furniture for public improvements when first erected or acquired.
6. Cash contributions when necessary to fulfill the City's obligation in federally-assisted programs of a capital nature.
7. Improvements to City-owned public utilities, such as sewers, water mains, fire hydrants, streets, and catch basins.
8. Vehicles (excluding special equipment not considered a part of the vehicle) exceeding \$25,000 in cost and having a life expectancy of more than ten years.

Percent Allocation to Art: Municipal construction contracts let by the city for the construction of or remodeling of public buildings or structures shall include a sum of money amounting to five percent of the estimated construction cost of the building or structure, for ornamentation. Ornamentation includes, but is not limited to, sculpture, monuments, bas relief, mosaics, frescoes, stained glass, murals, fountains or other decoration, both exterior and interior, having a period of usefulness of at least five years. In the event the five percent sum is not used for the incorporation of ornamentation in the construction project, it shall be placed in the art work reserve fund. Eligible construction contracts means a capital project greater than \$25,000 identified in the annual capital budget to construct or remodel any public building or structure including parks, or any portion thereof, within the city limits. This shall not include construction, repair or alteration of city streets or sidewalks.

C. The City's Financial Policy for the Capital Program

The following are the major elements that determine how much money the City can legally borrow and how it will pay for specific projects:

1. Fiscal Borrowing Limit

Legislation enacted by the Delaware General Assembly on July 7, 1971 amended the general obligation bond limit of the City of Wilmington to permit a debt service which does not exceed 17.5 percent of the annual operating budget. Because the bonds issued for the sewage treatment and water facilities are revenue supported, they are not subject to this limitation.

2. Self-Sustaining Projects

A clear distinction is made in the Capital Program between tax-supporting and self-sustaining (revenue) projects. Self-sustaining projects are part of any operation which will generate sufficient revenues to cover its debt service (water and sewer service, for example). Although the debt service on these bonds is paid from the various operating revenues, the bonds are secured by the City's full taxing authority, and thus are actually a special form of general obligation bonds.

3. Bond Life

The City generally limits the term of its borrowing to 20 years for all tax supported and revenue obligations. However, under special circumstances, 5 or 10 year bonds have been, and can be, issued.

D. Expenditure Analysis

Capital spending projects generally are within the following four categories:

1. New Service

Projects which provide a service not previously available. Examples include sewer lines; roads and water mains to areas not previously served; the acquisition and development of new parks; or the construction of a new facility for a new service.

2. New Replacing Existing

New projects which replace an existing facility providing a similar or identical service. Examples include the acquisition of new apparatus, or the replacement of aging sewer lines and water mains.

3. Upgrading Existing

Additions and modifications to existing facilities aimed at providing more and/or better service than is now provided. Examples include additions to buildings, increasing the capacity of existing water mains and development of park land already owned by the City.

4. Restoring Existing

Projects aimed at restoring an existing facility to its original capacity and/or quality of service. Examples include cleaning and relining of water mains, and minor capital improvement projects.

Significantly, only a small percentage of past capital expenditures have been for new service. This is very characteristic of an older, highly developed City in which most basic municipal services are already in place, and no new significant population growth is taking place.

Most projects fall within the category of upgrading existing facilities, reflecting a policy of extending and expanding their usefulness to the City's present stock of capital facilities. A policy of utilizing existing facilities with renovations and additions maximizes the efficiency of capital spending.

In the past, the replacement of capital facilities with new ones was prevalent. This approach is justifiable when facilities are too obsolete to permit economical rehabilitation or modification, when they have been utilized to the extent of their full useful life, or they are improperly located to meet the current needs. In general, replacements of this type offer increased capacity, modern features and up-to-date conveniences not found in the facilities they replace.

The restoration of existing facilities is generally undertaken when an existing facility has become so worn or deteriorated that major corrective action is needed to preserve its usefulness. While these expenditures do not result in the provision of new or improved service, they are among the most cost-efficient capital expenditures since maximum use is made of existing facilities.

E. Method of Funding

1. City Obligations

The bulk of funding for the City's Capital Improvements Program has traditionally come through general obligation bonds issued by the City and repaid out of the appropriate department operating budget over a 20 year period. In general, investors loan the City funds based upon its "bond" or promise to repay them using all means possible.

2. Federal and State Funds

In the past, the Federal and State governments have provided substantial support for capital programs in the City. For example, federal grants have often composed a major portion of funding for sewer and water projects, with local capital funding being used to "match" the Federal portion. Federal and State funds have been requested to supplement this year's budget.

3. Unused Capital Funds

Unexpended funds from previous Capital Budgets are reviewed annually to determine whether a former project has been temporarily delayed, altered or is no longer feasible. Based on this analysis, funds might then be transferred to current fiscal year projects in order to reduce the amount being currently borrowed.

F. Capital Funding Proposed for FY 2006 - FY 2011

The six year Capital Budget and Capital Improvements Program, originally presented in Planning Commission Resolution 10-05 and last amended by Resolution 14-17 (Revision #9), totals \$165,888,000, with the FY 2006 Capital Budget representing \$80,843,000 and the five year Program adding \$85,045,000. A breakdown of these costs and the project descriptions are provided in the following pages.

III. CAPITAL PROJECT DESCRIPTIONS - FISCAL YEARS 2006 - 2011

A. PARKS AND RECREATION

1. **General Park Improvements**

Budget Request: \$380,000.

Program Request: \$850,000.

Budget: Ongoing City-wide facility improvements to include playground equipment renewals, additions and improvements, and infrastructure improvements (paving, court resurfacing and miscellaneous projects), to meet the necessary safety standards.

Program: Ongoing.

2. **Spencer Plaza Renovations**

Budget Request: \$295,000.

Program Request: \$0.

Budget: Funds to address the complete renovation of the site, including paving, drainage, landscaping, seating and design. Engineering study is underway to develop a conceptual plan for the site.

Program: None.

3. **Plaza, Fountains and Site Renovations**

Budget Request: \$390,000.

Program Request: \$0.

Budget: Repairs and upgrades, including electrical lighting tile work, pumps and copings for decorative downtown fountains.

Program: None.

4. **Anderson Center Renovation Phase III and IV**

Budget Request: \$380,000.

Program Request: \$810,000.

Budget: Continued renovation work to all building systems for the William Hicks Anderson Center, including HVAC, roofing, security, fire suppression and fencing.

Program: Ongoing.

5. **Anderson Center Emergency Shelter Upgrades**

Budget Request: \$528,000.

Program Request: \$0.

Budget: Improvements to the William Hicks Anderson Center to qualify the building as an Emergency Evacuation Center meeting Federal and Red Cross shelter standards.

Program: None.

6. **Swimming Pool and Bathhouse Renovations**

Budget Request: \$230,000.

Program Request: \$460,000.

Budget: Various upgrades (plumbing, electrical, etc.) to City pools. Installation of toddler wading pool with separate filtering system at Price's Run Pool.

Program: Ongoing.

7. **Ballfield and Swimming Pool Fencing**

Budget Request: \$275,000.

Program Request: \$550,000.

Budget: Replacement of aging fences, backstops and dugouts at athletic and swimming facilities to address safety and security issues.

Program: Replacement of deteriorating tile pavers and steps in the Spencer Plaza to address safety and ADA accessibility issues. Replace trees and pavement along French Street as needed.

8. **Monument Restorations**

Budget Request: \$275,000.

Program Request: \$0.

Budget: Cleaning and restoration of various monuments, including site work, landscaping, lighting and paving improvements.

Program: None.

9. **City Squares and Beautification**

Budget Request: \$405,000.

Program Request: \$810,000.

Budget: Planning and installation of various design and landscape elements at parks, along medians and in community squares throughout the City, at the recommendation of the City's Beautification Commission.

Program: Ongoing.

10. **Wilmington PAL Renovations**

Budget Request: \$275,000.

Program Request: \$0.

Budget: Renovations to the large gymnasium in the Police Athletic League Center, including the installation of an air conditioner to permit full functionality of the gym during summer months, particularly for use as an emergency shelter, and the replacement of the synthetic athletic floor.

Program: None.

11. **Parks Identification / Signage Project**

Budget Request: \$30,000.

Program Request: \$60,000.

Budget: Replacement and standardization of park identification signage for City-wide park locations.

Program: Ongoing

12. **Spray Parks**

Budget Request: \$300,000.

Program Request: \$0.

Budget: Funds to upgrade the spray park facilities located at Woodlawn, Judy Johnson and Browntown-Cihocki Parks.

Program: None.

13. **Eden Park A/E Services**

Budget Request: \$200,000.

Program Request: \$0.

Budget: This funding is for all phases of architectural and engineering services, including environmental, geo-technical and civil services, related to the installation of turf onto the athletic playing field in Eden Park.

Program: None.

B. PUBLIC WORKS DEPARTMENT

1. **Street Paving and Reconstruction**

Budget Request: \$5,610,000.

Program Request: \$9,165,000.

Budget: To provide funds for routine street paving and reconstruction of deteriorated roadways throughout the City to maintain infrastructure.

Program: Ongoing.

2. **City/County Building Renovations**

Budget Request: \$3,600,000.

Program Request: \$1,000,000.

Budget: To provide for the City's share of costs associated with the renovation to the City/County Building, including Council Chambers and Lobby, security and systems upgrades.

Program: Ongoing.

3. **Traffic Signs, Signals and Equipment**

Budget Request: \$300,000.

Program Request: \$600,000.

Budget: To provide for the purchase of traffic controllers, traffic signals, traffic poles and street light poles to maintain the existing traffic control system.

Program: Ongoing.

4. **Anchorage Street Paving & Reconstruction Project**

Budget Request: \$75,000.

Program Request: \$0.

Budget: Funds for the paving and reconstruction of the 1500 block of Anchorage Street.

Program: None.

5. **Emergency Sidewalk Repairs**

Budget Request: \$500,000.

Program Request: \$0.

Budget: Funding for a sidewalk repair program which identifies and repairs sidewalks deemed by the Commissioner of Licenses and Inspections to be in poor condition and a detriment and hazard to the public health and safety of pedestrians.

Program: None.

6. **Roadway Cut Management System Computer Application**

Budget Request: \$539,000.

Program Request: \$0.

Budget: This program will enable the City to manage the road cut permitting process and administer inspections to assure that the resulting pavement restorations maintain the integrity of the City's streets.

Program: None.

7. **Speakman Place Infrastructure**

Budget Request: \$600,000.

General Fund: \$250,000

Water/Sewer Fund: \$350,000

Program Request: \$0.

Budget: Funding for the installation of streets, sidewalks, street lighting and public utilities improvements (water and sewer) to support the Speakman Place housing development.

Program: None.

8. **Annual Water System Improvements**

Budget Request: \$2,500,000.

Program Request: \$6,000,000.

Budget: To provide for the annual cleaning and lining of water mains, new and replacement mains, service line renewal, valve/hydrant maintenance program, and the purchase of all appurtenances (i.e., hydrants, valves, etc.) necessary to maintain the distribution system.

Program: Ongoing.

9. **Large Transmission Main Projects (48" Water Main)**

Budget Request: \$1,300,000.

Program Request: \$2,500,000.

Budget: Replacement of the 48" finished water transmission main to assure reliability.

Program: Ongoing.

10. **Pumping Improvements**

Budget Request: \$2,000,000.

Program Request: \$2,000,000.

Budget: To rehabilitate existing finished water and raw water pumps and electrical systems within the water system.

Program: Ongoing.

11. **Porter Filter Plant Improvements**

Budget Request: \$3,000,000.

Program Request: \$3,000,000.

Budget: Treatment improvements necessary to meet the new Safe Drinking Water Act regulations for water quality and to improve operational efficiency. Continuous monitoring of real time data through the SCADA system.

Program: Ongoing.

12. **Hoopes Dam**

Budget Request: \$2,500,000.

Program Request: \$2,500,000.

Budget: To provide for improvements such as reinforcing dam stability, modifying overflow and spillway, and reconfiguring the outlet works to insure properly functioning operation and safe storage.

Program: Ongoing.

13. **Brandywine Filter Plant Improvements**

Budget Request: \$1,000,000.

Program Request: \$8,000,000.

Budget: To upgrade the Brandywine Filter Plant by implementing ultra-filtration membranes as the treatment process using SRF monies.

Program: Ongoing.

14. **Cool Spring Reservoir**

Budget Request: \$8,000,000.

Program Request: \$0.

Budget: Additional funding for the necessary improvements to the Cool Spring Reservoir which address aging infrastructure and public security concerns.

Program: None.

15. **Architectural Rehabilitation**

Budget Request: \$1,700,000.

Program Request: \$2,500,000.

Budget: Architectural repairs and restoration of historical structures in the water system.

Program: Ongoing.

16. **Brandywine Raceway Rehabilitation**

Budget Request: \$1,000,000.

Program Request: \$2,000,000.

Budget: Structural, hydraulic and architectural repairs to the 200 year old raceway which connects the Brandywine Filter Plant and Pumping Station to the Brandywine Creek.

Program: Ongoing.

17. **Rockford Road CSO**

(Previously "CSO#27 & Rockford Road Construction")

Budget Request: \$2,000,000.

Program Request: \$4,000,000.

Budget: Funding for the roof leader disconnection program and sewer separation in the Rockford Road shed area.

Program: Same.

18. **Annual Minor Sewer Construction and Drainage**

Budget Request: \$2,595,000.

Program Request: \$5,225,000.

Budget: To provide for repairs to sewer laterals, sewer mains, castings (i.e., manholes, storm drains, lampholes and monument boxes), and main extensions where needed, in order to maintain the sewer infrastructure for wastewater and storm water throughout the City, and to provide for new sewer connections for residences and businesses.

Program: Ongoing.

19. **City Sewer Construction**

Budget Request: \$800,000.

Program Request: \$1,600,000.

Budget: Funding of the City's contribution towards public housing projects, including the mitigation of flooding.

Program: Ongoing.

20. **Sewer Improvements**

Budget Request: \$2,000,000.

Program Request: \$4,120,000.

Budget: Rehabilitate and replace deteriorated sewer infrastructure, mitigate exfiltration and prevent collapse of streets above deteriorated sewers.

Program: Ongoing.

21. **Major Sewer Improvements**

Budget Request: \$2,195,000.

Program Request: \$0.

Budget: Restoration of the function and life expectancy for all components of the City's sewer collection system, including brick arches, sewer collection mains, storm inlets and catch basins, sewage lift stations, service laterals, and all CSO related infrastructure.

Program: None.

22. **Major Distribution System Improvements**

Budget Request: \$1,200,000.

Program Request: \$0.

Budget: Restoration of the function and life expectancy for all components of the City's distribution system (finished and raw water) such as large diameter transmission and distribution mains, fire hydrants and valves, service lines, storage tanks and reservoirs, instrumentation and distribution pumping stations.

Program: None.

23. **Facility Upgrades**

Budget Request: \$400,000.

Program Request: \$0.

Budget: Improvements to all components of the City's water production complexes including the intake upgrades, raceways, clarifiers, filters, chemical feed systems, pumping systems, instrumentation and general building upgrades.

Program: None.

24. **GIS/SCADA Systems**

Budget Request: \$975,000.

Program Request: \$0.

Budget: Upgrades to the computerized information and asset management tools. GIS components include Work Order Management, Data Development and Maintenance, GIS Platform and IT Infrastructure. SCADA improvements include enhanced monitoring and control activities for all pumping, treatment and storage facilities, and distribution system monitoring.

Program: None.

25. **Engineering, Design and Construction Management**

Budget Request: \$1,000,000.

Program Request: \$0.

Budget: Funding for professional engineering and architectural services which provide study, permitting, design, bidding assistance, contract administration and resident engineering services associated with capital improvements to the City's water system.

Program: None.

C. POLICE DEPARTMENT

1. **Public Safety Building Cooling Tower**

Budget Request: \$105,000.

Program Request: \$0.

Budget: Replacement of the Public Safety Building's cooling tower.

Program: None.

D. PERSONNEL DEPARTMENT

1. **Time Keeping System**

Budget Request: \$400,000.

Program Request: \$0.

Budget: Automation of the City's employee timekeeping system. Replacement of the current time sheet system with an electronic system to manage data input, review and approval, and payroll processing functions, allowing the City to track productivity, analyze labor costs, and make scheduling adjustments and better informed budget projections.

Program: None.

E. FIRE DEPARTMENT

1. Fire Station Renovation/Refurbishing

Budget Request: \$3,168,400.

[Project Increased from \$2,600,000.]

Program Request: \$0.

Budget: Planned building renovations to various fire stations at 400 West 2nd Street (#1), 400 New Castle Avenue (#2), 333 East 30th Street (#3), 2200 N. Tatnall Street (#4), and 224 N. Union Street (#6), to include items such as HVAC systems, living areas, apparatus areas and restrooms; and to the marine unit station (#7) located at 500 Old Swedes Landing Road.

Program: None.

2. Fire Station Painting

Budget Request: \$120,000.

Program Request: \$0.

Budget: Paint interior and exterior of City Fire Stations #1, #2, #3, #4, #5 and #6.

Program: Ongoing.

3. Fire Marine Unit Vessel Upgrades

Budget Request: \$150,000.

Program Request: \$0.

Budget: To fund repairs to the Marine unit vessel.

Program: None.

4. Station #5 Replacement

Budget Request: \$431,600.

[Project decreased from \$1,000,000.]

Program Request: \$0.

Budget: Funding for the preliminary engineering and land acquisition costs related to the relocation of Fire Station #5, which is currently located at 1814 Gilpin Avenue.

Program: None.

F. DEPARTMENT OF FINANCE

The figures provided in the budget and program summary sheets for the Cost of Bond Issue for the General Fund, Water/Sewer Fund, and Commerce Fund are not related to specific capital projects and as such are not identified in this chapter; rather, they represent the costs associated with fund borrowing (bond counsel and other related fees). Note: The Five Percent for Art program has been relocated to the Mayor's Office.

G. DIVISION OF TRANSPORTATION

1. Wilmington Signal Improvements - Phase II

Budget Request:	\$250,000.	(Other Funds: \$3,750,000)
Program Request:	\$100,000.	(Other Funds: \$1,500,000)

Budget: To provide for the City's twenty percent local matching funds for enhancements related to the Intelligent Transportation/Traffic Management Systems (ITMS).

Program: Ongoing.

2. Neighborhood Transportation Enhancements (TE)

Budget Request:	\$400,000.	(Other Funds: \$3,600,000)
Program Request:	\$800,000.	(Other Funds: \$7,200,000)

Budget: To provide City funds towards the local match to leverage projects being co-sponsored by legislators and DelDOT in various neighborhoods throughout the City.

Program: Ongoing.

3. Wilmington Transportation Initiatives

Budget Request:	\$1,200,000.	(Other Funds: \$4,800,000)
Program Request:	\$2,400,000.	(Other Funds: \$9,600,000)

Budget: To provide twenty percent local matching funds to leverage projects generated through the Wilmington Initiatives, a partnership of the City, DelDOT and Wilmapco. Projects are located in the Central Business District and along various arterial corridors.

Program: Ongoing.

H. OFFICE OF THE MAYOR

1. **Neighborhood Planning Councils Infrastructure Support**

Budget Request: \$1,000,000.

Program Request: \$0.

Budget: Funds to be allocated for the development of neighborhood improvement projects by the City's Neighborhood Planning Councils.

Program: None.

2. **Grand Opera House**

Budget Request: \$750,000.

Program Request: \$0.

Budget: Funding to assist in the building expansion of the Grand Opera House.

Program: None.

3. **Old Parks Headquarters Retrofit**

Budget Request: \$1,000,000.

Program Request: \$0.

Budget: Funds to renovate the former Parks headquarters located at 22 S. Heald Street for use by the Office of Public Safety, Office of Emergency Management, and Fire Administrative personnel.

Program: None.

4. **Gymnasium Project**

Budget Request: \$650,000.

Program Request: \$0.

Budget: Funding to provide a grant to the Sills/Moyer Educational Foundation, Inc., for the construction of a new multi-purpose gymnasium to be located adjacent to the Maurice J. Moyer Academy and used by that entity and other potential tenants including the City of Wilmington.

Program: None.

5. **Economic Development Project Fund**

Budget Request: \$500,000.

Program Request: \$1,000,000.

Budget: Provide for a strategic fund to be used to attract new businesses to the City and retain existing businesses that will employ large numbers of people in targeted sectors.

Program: Ongoing.

6. **S. Walnut Street Urban Renewal Plan Infrastructure Improvements**

Budget Request: \$2,000,000.

Program Request: \$0.

Budget: Funding for costs related to the relocation of Howard Street, the proposed open space/stormwater management facility, and other infrastructure improvements.

Program: None.

I. REAL ESTATE AND HOUSING

1. **Housing Partnership**

Budget Request: \$250,000.

Program Request: \$1,000,000.

Budget: Funds enabling acquisition, demolition, and renovation of vacant property or new construction on vacant or cleared parcels for residential use.

Program: Ongoing.

2. **Acquisition and Demolition**

Budget Request: \$950,000.

Program Request: \$1,750,000.

Budget: Funding to enable the purchase of land and/or structures, including demolition costs, to develop residential properties in areas not being addressed by the Housing Partnership.

Program: Ongoing.

3. **WHA/Crestview Sprinkler System**

Budget Request: \$1,600,000.

Program Request: \$0.

Budget: Funds to provide a grant to the Wilmington Housing Authority for the installation of a fire suppression sprinkler system in the Crestview apartment building, 2700 N. Market Street, for the purpose of increasing fire safety.

Program: None.

J. CITY COUNCIL

1. **WITN Renovations**

Budget Request: \$250,000.

Program Request: \$0.

Budget: Funds for the design and construction of renovations and upgrades, including soundproofing, to the WITN television studio facility located on the first floor of the City/County Building.

Program: None.

Recommended Capital Funding and Schedule

CAPITAL IMPROVEMENTS PROGRAM
FISCAL YEARS 2006-2011
(000 omitted)

SUMMARY: TOTAL FUNDS RECOMMENDED BY FISCAL YEAR AND DEPARTMENT

NAME OF DEPARTMENT	FUND	FISCAL YEARS						TOTAL CITY FUNDS 6 YEAR PERIOD	TOTAL LOCAL AND MATCHING 6 YEAR PERIOD
		2006	2007	2008	2009	2010	2011		
PARKS AND RECREATION	G	3,963	0	1,730	0	1,810	0	7,503	7,503
PUBLIC WORKS	G	10,874	0	5,205	0	5,560	0	21,639	21,639
	W	36,515	0	22,460	0	20,985	0	79,960	79,960
POLICE	G	105	0	0	0	0	0	105	105
PERSONNEL	G	400	0	0	0	0	0	400	400
FIRE	G	3,870	0	0	0	0	0	3,870	3,870
FINANCE	G	825	0	297	0	314	0	1,436	1,436
	W	735	0	674	0	630	0	2,039	2,039
	C	75	0	15	0	15	0	105	105
TRANSPORTATION	G	1,850	0	1,700	0	1,600	0	5,150	5,150
	O	12,150	0	9,900	0	8,400	0	0	30,450
OFFICE OF THE MAYOR	G	3,931	0	0	0	0	0	3,931	3,931
	C	2,500	0	500	0	500	0	3,500	3,500
REAL ESTATE & HOUSING	G	2,800	0	1,250	0	1,500	0	5,550	5,550
CITY COUNCIL	G	250	0	0	0	0	0	250	250
TOTAL BY FUND	G	28,868	0	10,182	0	10,784	0	49,834	49,834
	O	12,150	0	9,900	0	8,400	0	0	30,450
	W	37,250	0	23,134	0	21,615	0	81,999	81,999
	C	2,575	0	515	0	515	0	3,605	3,605
GRAND TOTAL		80,843	0	43,731	0	41,314	0	135,438	165,888

Fund: G - General; W - Water/Sewer; C - Commerce; O - Other Governmental

CAPITAL IMPROVEMENTS PROGRAM
FISCAL YEARS 2006-2011
(000 omitted)

PARKS & RECREATION DEPARTMENT: PROGRAM RECOMMENDATION BY FISCAL YEAR

	FUND	<u>FISCAL YEARS</u>						TOTAL CITY	TOTAL LOCAL
		2006	2007	2008	2009	2010	2011	FUNDS 6 YEAR PERIOD	AND MATCHING 6 YEAR PERIOD
General Park Improvements	G	380	0	410	0	440	0	1,230	1,230
Spencer Plaza Renovations	G	295	0	0	0	0	0	295	295
Plaza, Fountains, & Site Renovations	G	390	0	0	0	0	0	390	390
Anderson Center Renov. - Phases III & IV	G	380	0	380	0	430	0	1,190	1,190
Anderson Center Emerg. Shelter Upgrade	G	528	0	0	0	0	0	528	528
Swimming Pool & Bathhouse Renovations	G	230	0	230	0	230	0	690	690
Ballfield & Swimming Pool Fencing	G	275	0	275	0	275	0	825	825
Monument Restorations	G	275	0	0	0	0	0	275	275
City Squares & Beautification	G	405	0	405	0	405	0	1,215	1,215
Wilmington PAL Renovations	G	275	0	0	0	0	0	275	275
Parks Identification/Signage Project	G	30	0	30	0	30	0	90	90
Spray Parks	G	300	0	0	0	0	0	300	300
Eden Park A/E Services	G	200	0	0	0	0	0	200	200
TOTAL BY FUND	G	3,963	0	1,730	0	1,810	0	7,503	7,503
TOTAL PARKS AND RECREATION FUNDS		3,963	0	1,730	0	1,810	0	7,503	7,503

Fund: G - General; W - Water/Sewer; C - Commerce; O - Other Governmental

CAPITAL IMPROVEMENTS PROGRAM
FISCAL YEARS 2006-2011
(000 omitted)

PUBLIC WORKS DEPARTMENT: PROGRAM RECOMMENDATION BY FISCAL YEAR

	FUND	<u>FISCAL YEARS</u>						TOTAL CITY	TOTAL LOCAL
		2006	2007	2008	2009	2010	2011	FUNDS 6 YEAR PERIOD	AND MATCHING 6 YEAR PERIOD
Street Paving & Reconstruction	G	5,610	0	4,405	0	4,760	0	14,775	14,775
City/County Building Renovations	G	3,600	0	500	0	500	0	4,600	4,600
Traffic Signs, Signals & Equipment	G	300	0	300	0	300	0	900	900
Anchorage Street Paving & Reconstruction	G	75	0	0	0	0	0	75	75
Emergency Sidewalk Repairs	G	500	0	0	0	0	0	500	500
Roadway Cut Management System Computer Application	G	539	0	0	0	0	0	539	539
Speakman Place Infrastructure	G	250	0	0	0	0	0	250	250
	W	350	0	0	0	0	0	350	350
Annual Water Improvements	W	2,500	0	3,000	0	3,000	0	8,500	8,500
Large Transmission Main Projects	W	1,300	0	1,500	0	1,000	0	3,800	3,800
Pumping Improvements	W	2,000	0	1,000	0	1,000	0	4,000	4,000
Porter Filter Plant Improvements	W	3,000	0	1,500	0	1,500	0	6,000	6,000
Hoopes Dam	W	2,500	0	2,000	0	500	0	5,000	5,000
Brandywine Filter Plant Improvements	W	1,000	0	4,000	0	4,000	0	9,000	9,000
Cool Springs Reservoir	W	8,000	0	0	0	0	0	8,000	8,000
Architectural Rehabilitation	W	1,700	0	1,000	0	1,500	0	4,200	4,200
Brandywine Raceway Rehabilitation	W	1,000	0	1,000	0	1,000	0	3,000	3,000
Rockford Road CSO	W	2,000	0	2,000	0	2,000	0	6,000	6,000

Continued

CAPITAL IMPROVEMENTS PROGRAM
FISCAL YEARS 2006-2011
(000 omitted)

PUBLIC WORKS DEPARTMENT: PROGRAM RECOMMENDATION BY FISCAL YEAR

	FUND	<u>FISCAL YEARS</u>						TOTAL CITY	TOTAL LOCAL
		2006	2007	2008	2009	2010	2011	FUNDS 6 YEAR PERIOD	AND MATCHING 6 YEAR PERIOD
Annual Minor Sewage Construction & Drainage	W	2,595	0	2,600	0	2,625	0	7,820	7,820
City Sewer Construction	W	800	0	800	0	800	0	2,400	2,400
Sewer Improvements	W	2,000	0	2,060	0	2,060	0	6,120	6,120
Major Sewer Improvements	W	2,195	0	0	0	0	0	2,195	2,195
Major Distribution System Improvements	W	1,200	0	0	0	0	0	1,200	1,200
Facility Upgrades	W	400	0	0	0	0	0	400	400
GIS/SCADA Systems	W	975	0	0	0	0	0	975	975
Engineering, Design & Const. Management	W	1,000	0	0	0	0	0	1,000	1,000
<hr/>									
TOTAL BY FUND	G	10,874	0	5,205	0	5,560	0	21,639	21,639
	W	36,515	0	22,460	0	20,985	0	79,960	79,960
<hr/>									
TOTAL PUBLIC WORKS FUNDS		47,389	0	27,665	0	26,545	0	101,599	101,599

Fund: G - General; W - Water/Sewer; C - Commerce; O - Other Governmental

CAPITAL IMPROVEMENTS PROGRAM
FISCAL YEARS 2006-2011
(000 omitted)

POLICE DEPARTMENT: PROGRAM RECOMMENDATION BY FISCAL YEAR

	FUND	<u>FISCAL YEARS</u>						TOTAL CITY	TOTAL LOCAL
		2006	2007	2008	2009	2010	2011	FUNDS 6 YEAR PERIOD	AND MATCHING 6 YEAR PERIOD
Public Safety Building Cooling Tower	G	105	0	0	0	0	0	105	105
TOTAL BY FUND	G	105	0	0	0	0	0	105	105
TOTAL POLICE FUNDS		105	0	0	0	0	0	105	105

Fund: G - General; W - Water/Sewer; C - Commerce; O - Other Governmental

CAPITAL IMPROVEMENTS PROGRAM
FISCAL YEARS 2006-2011
(000 omitted)

PERSONNEL DEPARTMENT: PROGRAM RECOMMENDATION BY FISCAL YEAR

	FUND	<u>FISCAL YEARS</u>						TOTAL CITY	TOTAL LOCAL
		2006	2007	2008	2009	2010	2011	FUNDS 6 YEAR PERIOD	AND MATCHING 6 YEAR PERIOD
Timekeeping System	G	400	0	0	0	0	0	400	400
TOTAL BY FUND	G	400	0	0	0	0	0	400	400
TOTAL PERSONNEL FUNDS		400	0	0	0	0	0	400	400

Fund: G - General; W - Water/Sewer; C - Commerce; O - Other Governmental

CAPITAL IMPROVEMENTS PROGRAM
FISCAL YEARS 2006-2011
(000 omitted)

FIRE DEPARTMENT: PROGRAM RECOMMENDATION BY FISCAL YEAR

	FUND	<u>FISCAL YEARS</u>						TOTAL CITY	TOTAL LOCAL
		2006	2007	2008	2009	2010	2011	FUNDS 6 YEAR PERIOD	AND MATCHING 6 YEAR PERIOD
Fire Station Renovations/Refurbishing	G	3,168.4	0	0	0	0	0	3,168.4	3,168.4
Fire Station Painting	G	120	0	0	0	0	0	120	120
Marine Unit Vessel Upgrade	G	150	0	0	0	0	0	150	150
Station 5 Replacement	G	431.6	0	0	0	0	0	431.6	431.6
TOTAL BY FUND	G	3,870	0	0	0	0	0	3,870.0	3,870.0
TOTAL FIRE FUNDS		3,870	0	0	0	0	0	3,870	3,870

Fund: G - General; W - Water/Sewer; C - Commerce; O - Other Governmental

CAPITAL IMPROVEMENTS PROGRAM
FISCAL YEARS 2006-2011
(000 omitted)

FINANCE DEPARTMENT: PROGRAM RECOMMENDATION BY FISCAL YEAR

	FUND	<u>FISCAL YEARS</u>						TOTAL CITY	TOTAL LOCAL
		2006	2007	2008	2009	2010	2011	FUNDS 6 YEAR PERIOD	AND MATCHING 6 YEAR PERIOD
Cost of Bond Issue (General Fund)	G	825	0	297	0	314	0	1,436	1,436
Cost of Bond Issue (Water/Sewer Fund)	W	735	0	674	0	630	0	2,039	2,039
Cost of Bond Issue (Commerce Fund)	C	75	0	15	0	15	0	105	105
TOTAL BY FUND	G	825	0	297	0	314	0	1,436	1,436
	W	735	0	674	0	630	0	2,039	2,039
	C	75	0	15	0	15	0	105	105
TOTAL FINANCE FUNDS		1,635	0	986	0	959	0	3,580	3,580

Fund: G - General; W - Water/Sewer; C - Commerce; O - Other Governmental

CAPITAL IMPROVEMENTS PROGRAM
FISCAL YEARS 2006-2011
(000 omitted)

DIVISION OF TRANSPORTATION: PROGRAM RECOMMENDATION BY FISCAL YEAR

	FUND	<u>FISCAL YEARS</u>						TOTAL CITY	TOTAL LOCAL
		2006	2007	2008	2009	2010	2011	FUNDS 6 YEAR PERIOD	AND MATCHING 6 YEAR PERIOD
Wilmington Signal Improvements - Phase II	G	250	0	100	0	0	0	350	350
	O	3,750	0	1,500	0	0	0	0	5,250
Neighborhood Transportation Enhancements	G	400	0	400	0	400	0	1,200	1,200
	O	3,600	0	3,600	0	3,600	0	0	10,800
Wilmington Transportation Initiatives	G	1,200	0	1,200	0	1,200	0	3,600	3,600
	O	4,800	0	4,800	0	4,800	0	0	14,400
TOTAL BY FUND	G	1,850	0	1,700	0	1,600	0	5,150	5,150
	O	12,150	0	9,900	0	8,400	0	0	30,450
TOTAL TRANSPORTATION FUNDS		14,000	0	11,600	0	10,000	0	5,150	35,600

Fund: G - General; W - Water/Sewer; C - Commerce; O - Other Governmental

CAPITAL IMPROVEMENTS PROGRAM
FISCAL YEARS 2006-2011
(000 omitted)

OFFICE OF THE MAYOR: PROGRAM RECOMMENDATION BY FISCAL YEAR

	FUND	<u>FISCAL YEARS</u>						TOTAL CITY	TOTAL LOCAL
		2006	2007	2008	2009	2010	2011	FUNDS 6 YEAR PERIOD	AND MATCHING 6 YEAR PERIOD
Five Percent For Art	G	531	0	0	0	0	0	531	531
N.P.C.'s Infrastructure Support	G	1,000	0	0	0	0	0	1,000	1,000
Grand Opera House	G	750	0	0	0	0	0	750	750
Old Parks Headquarters Retrofit	G	1,000	0	0	0	0	0	1,000	1,000
Gymnasium Project	G	650	0	0	0	0	0	650	650
Economic Development Project Fund	C	500	0	500	0	500	0	1,500	1,500
South Walnut St. Urban Renewal Plan Infrastructure Improvements (SWURP)	C	2,000	0	0	0	0	0	2,000	2,000
TOTAL BY FUND	G	3,931	0	0	0	0	0	3,931	3,931
	C	2,500	0	500	0	500	0	3,500	3,500
TOTAL MAYOR'S OFFICE FUNDS		6,431	0	500	0	500	0	7,431	7,431

Fund: G - General; W - Water/Sewer; C - Commerce; O - Other Governmental

CAPITAL IMPROVEMENTS PROGRAM
FISCAL YEARS 2006-2011
(000 omitted)

REAL ESTATE & HOUSING DEPARTMENT: PROGRAM RECOMMENDATION BY FISCAL YEAR

	FUND	<u>FISCAL YEARS</u>						TOTAL CITY	TOTAL LOCAL
		2006	2007	2008	2009	2010	2011	FUNDS 6 YEAR PERIOD	AND MATCHING 6 YEAR PERIOD
Housing Partnership	G	250	0	500	0	500	0	1,250	1,250
Acquisition & Demolition	G	950	0	750	0	1,000	0	2,700	2,700
WHA/Crestview Sprinkler System	G	1,600	0	0	0	0	0	1,600	1,600
TOTAL BY FUND	G	2,800	0	1,250	0	1,500	0	5,550	5,550
TOTAL REAL ESTATE & HOUSING FUNDS		2,800	0	1,250	0	1,500	0	5,550	5,550

Fund: G - General; W - Water/Sewer; C - Commerce; O - Other Governmental

CAPITAL IMPROVEMENTS PROGRAM
FISCAL YEARS 2006-2011
(000 omitted)

CITY COUNCIL:PROGRAM RECOMMENDATION BY FISCAL YEAR									
		<u>FISCAL YEARS</u>						TOTAL CITY FUNDS 6 YEAR PERIOD	TOTAL LOCAL AND MATCHING 6 YEAR PERIOD
	FUND	2006	2007	2008	2009	2010	2011		
WITN Renovations	G	250	0	0	0	0	0	250	250
TOTAL BY FUND	G	250	0	0	0	0	0	250	250
TOTAL CITY COUNCIL FUNDS		250	0	0	0	0	0	250	250

Fund: G - General; W - Water/Sewer; C - Commerce; O - Other Governmental