

**AN ORDINANCE TO AMEND THE CAPITAL IMPROVEMENTS  
PROGRAM FOR THE SIX FISCAL YEARS 2012-2017 BY AMENDING  
ORDINANCE NO. 11-014**

---

#4427

Sponsor:

Council  
Member  
Freel

**WHEREAS**, the City Council adopted the Capital Improvements Program for the Six Fiscal Years 2012-2017 (FY 2012-2017), inclusive, by enacting Ordinance No. 11-014 pursuant to the provisions of Wilm. C. (Charter) Sections 2-203, 2-306, 4-101, 5-600 and 5-601, following the submittal by the Mayor to the Council of the Capital Improvements Program for Fiscal Years 2012-2017 and the proposed Capital Budget and with the subsequent recommendations of the City Planning Commission (“CPC”); and

**WHEREAS**, amendments to the FY 2012-2017 Capital Improvements Program, as set forth in Attachment “A” attached hereto and made a part hereof, have been proposed to make changes in the Capital Improvements Program funding allocation for the Police Department; and

**WHEREAS**, these amendments result in no net increase to the Capital Improvement Program which remains at \$253,641,000; and

**WHEREAS**, these amendments to the Capital Improvements Program for FY 2012-2017 were reviewed by the City Planning Commission on October 17, 2017 as Resolution 15-17.

**NOW, THEREFORE, THE COUNCIL OF THE CITY OF WILMINGTON  
HEREBY ORDAINS:**


**SECTION 1.** The Capital Improvements Program for the Six Fiscal Years 2012-2017, inclusive, enacted by Ordinance No. 11-014 and subsequently amended, is hereby amended by reallocating the Police Department project funding so that the entire balance of funds from the “Weapons Range Improvements” project is transferred into a new


project entitled, "Patrol Rifle Program," as set forth in the revised Capital Improvements Program and Capital Budget for Fiscal Years 2012-2017, attached hereto as Attachment "A" and made a part hereof.

**SECTION 2.** This ordinance shall become effective immediately upon its date of passage by the City Council and approval by the Mayor.

First Reading.....October 19, 2017  
Second Reading....October 19, 2017  
Third Reading..... November 2, 2017

Passed by City Council, November 2, 2017


  
\_\_\_\_\_  
President of City Council

ATTEST:   
\_\_\_\_\_  
City Clerk

Approved as to form this 17  
day of October, 2017.

  
\_\_\_\_\_  
Assistant City Solicitor

Approved this 6 day of Nov, 2017.

  
\_\_\_\_\_  
Mayor

**SYNOPSIS AND FISCAL IMPACT STATEMENT:** This Ordinance amends the Capital Improvements Program for the Six Fiscal Years 2012-2017 for the purpose of transferring the entire balance of funds remaining in the "Weapons Range Improvements" project into a newly created project entitled, "Patrol Rifle Program," in the approximate amount of \$194,600. There will be no net change in the total funds for the Capital Improvements Program for the Six Fiscal Years 2012-2017, which remains at an amount of \$253,641,000.00.

# **Attachment A**

**CAPITAL IMPROVEMENTS PROGRAM**

**AND**

**CAPITAL BUDGET**

**FOR**

**FISCAL YEARS 2012 - 2017**

**MAYOR**

James M. Baker

**OFFICE OF MANAGEMENT AND BUDGET**

Robert Greco, Budget Director  
Matthew Razze, Senior Budget Analyst

**DEPARTMENT OF PLANNING**

Peter D. Besecker, Director  
Gwinneth Kaminsky, Planning Manager

Original Document:	CPC Res. 4-11, March 21, 2011. Ord. 11-014 and Ord. 11-015, May 19, 2011.
Revision #1:	CPC Res. 5-11, June 21, 2011. Ord. 11-030 and Ord. 11-031, August 18, 2011.
Revision #2:	CPC Res. 9-11, August 16, 2011. Ord. 11-037 and Ord. 11-038, August 25, 2011.
Revision #3:	CPC Res. 10-11, September 20, 2011 (Capital Improvements Program). Ord. 11-048, November 3, 2011.
Revision #4:	CPC Res. 3-12, February 21, 2012. Ord. 12-008 and Ord. 12-009, April 5, 2012.
Revision #5:	CPC Res. 5-12, March 13, 2012. Ord. 12-023 and Ord. 12-024, May 3, 2012.
Revision #6:	CPC Res. 9-12, June 19, 2012. Ord. 12-036 and Ord. 12-037, June 21, 2012.
Revision #7:	CPC Res. 15-17, October 17, 2017. <b>Pending Council Approval.</b>

## TABLE OF CONTENTS

	Page
<b>I. Introduction.....</b>	<b>1</b>
<b>II. A Guide of the Capital Improvements Program. ....</b>	<b>1</b>
A. Development of a Capital Program. ....	1
B. Nature of a Capital Project.....	2
C. The City's Financial Policy for the Capital Program. ....	2
D. Expenditure Analysis. ....	3
E. Method of Funding. ....	4
F. Capital Funding Proposed for FY 2012 - FY 2017.....	5
<b>III. Capital Project Descriptions.....</b>	<b>6</b>
A. Finance. ....	6
B. Fire. ....	6
C. Office of the Mayor. ....	7
D. Parks and Recreation. ....	9
E. Police.....	12
F. Public Works. ....	13
G. Real Estate and Housing. ....	20
H. Transportation. ....	21
<b>Recommended Capital Funding and Schedule.....</b>	<b>22</b>

## **THE CAPITAL IMPROVEMENTS PROGRAM**

### **I. Introduction**

The Capital Improvements Program is a six-year capital spending plan, adopted by City Council annually. The first year of the Capital Program is known as the Capital Budget. In alternating years, the Capital Budget includes two full fiscal years of funding due to the City's decision to bond biennially, instead of annually. This results in "off" years when the budget requests will be zero. The decision to bond biennially reduces the frequency of borrowing and lowers financing costs.

The Capital Improvements Program and Budget provide a schedule of expenditures to develop and improve the public facilities necessary to serve those who live and work in Wilmington. The projects reflect the physical development policies of the City, such as Comprehensive Development Plans, Urban Renewal Plans, etc. This document describes the development of a Capital Program; the statutory basis for the preparation of the Capital Program; and an explanation of the capital projects proposed for the FY 2012 - FY 2017 period.

### **II. A Guide to the Capital Improvements Program**

#### **A. Development of a Capital Program**

The Wilmington Home Rule Charter describes the process for preparing and adopting the City's Capital Program. The process begins with the various City departments submitting requests for specific projects to the Office of Management and Budget and the Department of Planning. Department heads discuss their project proposals with the Office of Management and Budget and the Department of Planning, indicating their programming priorities. Three major considerations guide the review of these departmental requests:

1. Overall development objectives for Wilmington. This includes the feasibility, desirability, and need for specific projects.
2. The relationships among projects with respect to design, location, timing of construction and the nature of activities involved.
3. The City's fiscal policies and capabilities.

The City Planning Commission reviews the Capital Program for conformance to the Comprehensive Plan and other City policies, and makes recommendations to the Office of Management and Budget and the Department of Planning. The Capital Program is then submitted to the Mayor for his review and transmittal, along with the Annual Operating Budget, to City Council for their approval.

## **B. Nature of a Capital Project**

Generally, a capital project is fixed in nature, has a relatively long life expectancy, and requires a substantial financial investment. Capital projects traditionally take the form of large-scale physical developments, such as buildings, streets, and water mains. However, a wide range of other projects qualify for capital funding consideration, including fire fighting apparatus, street lighting, and computer software. A capital project must cost a minimum of \$5,000, and generally include one or more of the following characteristics:

1. Acquisition of real property, including the purchase of land and/or existing structures for a community facility or utility.
2. Major replacement facilities, such as roofs, heating, plumbing, and electrical systems.
3. Preliminary studies and surveys pursuant to acquisition, construction or rehabilitation of City-owned property.
4. Purchase of specialized equipment and furniture for public improvements when first erected or acquired.
5. Cash contributions when necessary to fulfill the City's obligation in federally-assisted programs of a capital nature.
6. Improvements to City-owned public utilities, such as sewers, water mains, fire hydrants, streets, and catch basins.
7. Vehicles (excluding special equipment not considered a part of the vehicle) exceeding \$25,000 in cost and having a life expectancy of more than ten years.

**Percent Allocation to Art:** Municipal construction contracts let by the city for the construction of or remodeling of public buildings or structures shall include a sum of money amounting to five percent of the estimated construction cost of the building or structure, for ornamentation. Ornamentation includes, but is not limited to, sculpture, monuments, bas relief, mosaics, frescoes, stained glass, murals, fountains or other decoration, both exterior and interior, having a period of usefulness of at least five years. In the event the five percent sum is not used for the incorporation of ornamentation in the construction project, it shall be placed in the art work reserve fund. Eligible construction contracts means a capital project greater than \$25,000 identified in the annual capital budget to construct or remodel any public building or structure including parks, or any portion thereof, within the city limits. This shall not include construction, repair or alteration of city streets or sidewalks.

## **C. The City's Financial Policy for the Capital Program**

The following are the major elements that determine how much money the City can legally borrow and how it will pay for specific projects:

### **1. Fiscal Borrowing Limit**

Legislation enacted by the Delaware General Assembly on July 7, 1971 amended the general obligation bond limit of the City of Wilmington to permit a debt service which does not exceed 17.5 percent of the annual operating budget. Because the bonds issued for the sewage treatment and water facilities are revenue supported, they are not subject to this limitation.

### **2. Self-Sustaining Projects**

A clear distinction is made in the Capital Program between tax-supporting and self-sustaining (revenue) projects. Self-sustaining projects are part of any operation which will generate sufficient revenues to cover its debt service (water and sewer service, for example). Although the debt service on these bonds is paid from the various operating revenues, the bonds are secured by the City's full taxing authority, and thus are actually a special form of general obligation bonds.

### **3. Bond Life**

The City generally limits the terms of its borrowing to 20 years for all tax supported and revenue obligations. However, under special circumstances, 5 or 10 year bonds have been, and can be, issued.

## **D. Expenditure Analysis**

Capital spending projects generally are within the following four categories:

### **1. New Service**

Projects which provide a service not previously available. Examples include sewer lines; roads and water mains to areas not previously served; the acquisition and development of new parks; or the construction of a new facility for a new service.

### **2. New Replacing Existing**

New projects which replace an existing facility providing a similar or identical service. Examples include the acquisition of new apparatus, or the replacement of aging sewer lines and water mains.

### **3. Upgrading Existing**

Additions and modifications to existing facilities aimed at providing more and/or better service than is now provided. Examples include additions to buildings, increasing the capacity of existing water mains and development of park land already owned by the City.



#### **4. Restoring Existing**

Projects aimed at restoring an existing facility to its original capacity and/or quality of service. Examples include cleaning and relining of water mains, and minor capital improvements projects.

Significantly, only a small percentage of past capital expenditures have been for new service. This is very characteristic of an older, highly developed City in which most basic municipal services are already in place, and no new significant population growth is taking place.

Most projects fall within the category of upgrading existing facilities, reflecting a policy of extending and expanding their usefulness to the City's present stock of capital facilities. A policy of utilizing existing facilities with renovations and additions maximizes the efficiency of capital spending.

In the past, the replacement of capital facilities with new ones was prevalent. This approach is justifiable when facilities are too obsolete to permit economical rehabilitation or modification, when they have been utilized to the extent of their full useful life, or they are improperly located to meet the current needs. In general, replacements of this type offer increased capacity, modern features and up-to-date conveniences not found in the facilities they replace.

The restoration of existing facilities is generally undertaken when an existing facility has become so worn or deteriorated that major corrective action is needed to preserve its usefulness. While these expenditures do not result in the provision of new or improved service, they are among the most cost-efficient capital expenditures since maximum use is made of existing facilities.

#### **E. Method of Funding**

##### **1. City Obligations**

The bulk of funding for the City's Capital Improvements Program has traditionally come through general obligation bonds issued by the City and repaid out of the appropriate department operating budget over a 20 year period. In general, investors loan the City funds based upon its "bond" or promise to repay them using all means possible.

##### **2. Federal and State Funds**

In the past, the Federal and State governments have provided substantial support for capital programs in the City. For example, federal grants have often composed a major portion of funding for sewer and water projects, with local capital funding being used to "match" the Federal portion. Federal and State funds have been requested to supplement this year's budget.

##### **3. Unused Capital Funds**

Unexpended funds from previous Capital Budgets are reviewed annually to determine whether a former project has been temporarily delayed, altered or is no longer feasible. Based on this analysis, funds might then be transferred to current fiscal year projects in order to reduce the amount being currently borrowed.

**F. Capital Funding Proposed for FY 2012 - FY 2017**

The six year Capital Budget and Capital Improvements Program, amended by Revision #7 as presented in City Planning Commission Resolution 15-17, totals \$253,641,000, with the FY 2012 Capital Budget in the amount of \$108,537,000 and the additional five year program adding \$145,104,000. A breakdown of these costs and the project descriptions are provided in the following pages.

### III. CAPITAL PROJECT DESCRIPTIONS - FISCAL YEARS 2012 - 2017

#### A. DEPARTMENT OF FINANCE

The figures provided in the budget and program summary sheets for Cost of Bond Issue (General Fund), and Cost of Bond Issue (Water/Sewer Fund), are not related to specific capital projects and as such are not identified in this chapter; rather, they represent the costs associated with fund borrowing (bond counsel and other related fees).

#### B. FIRE DEPARTMENT

##### 1. Station #5 Replacement

Budget Request: \$2,900,000.

Program Request: \$0.

Budget: Provides funding for the completion of a state of the art Fire Station #5, which is being incorporated into the Lincoln Towers Apartments development through a partnership with Wilmington Housing Authority. Costs will include land acquisition; design, engineering and construction; and relocation expenses.

Program: None.

##### 2. Station Renovations

Budget Request: \$1,000,000.

Program Request: \$3,500,000.

Budget: Provides funding for planned building renovations to Station #2 (A Street & New Castle Avenue), to include upgrades to the HVAC systems, living areas, apparatus areas, and restrooms.

Program: Ongoing program to upgrade Fire Stations #3, #4, and #6.

##### 3. Apparatus Replacement

Budget Request: \$750,000.

Program Request: \$4,000,000.

Budget: Provides funds for the replacement of two Engine Pumps

Program: Ongoing replacement of aging equipment used for fire calls and emergency medical response, as they reach their service expectancy. Equipment includes Tower Ladders, SkyBoom Engine Pumps, and Engine Pumps.

**4. Ambulance Replacement**

Budget Request: \$0.

Program Request: \$285,000.

Budget: None.

Program: The purpose of this program is to provide for the replacement of three 2006 Ford X Ambulance E-350 rescue units (Rescue 2, 3 and 6), due to age and continued maintenance requirements.

**C. OFFICE OF THE MAYOR**

**1. Acquisition and Site Improvements**

Budget Request: \$0.

Program Request: \$2,000,000.

Budget: None.

Program: The purpose of this program is to leverage private redevelopment opportunities throughout the City, through activities such as land acquisition, construction of new roads and utilities, and site preparation work, including environmental remediation. And also to create a strategic fund for attracting new businesses and retaining existing business that will employ large numbers in targeted sectors.

**2. Market Street Upstairs Project**

Budget Request: \$15,100,000.

Program Request: \$750,000.

Budget: Provides funding to stimulate economic revitalization in the downtown through incentives for comprehensive renovations to existing buildings with vacant or underutilized upper floors along the historic Market Street commercial corridor within the area bounded by M.L. King Boulevard and 10<sup>th</sup>, King and Shipley Streets. This program is intended to encourage the conversion of vacant upper floors into residential units, with commercial renovations considered where warranted. Additional incentives will be provided for ground floor renovations in support of certain targeted commercial uses.

Program: Ongoing program.

3. **Rock Manor Club House**

Budget Request: \$2,200,000.

Program Request: \$0.

Budget: Provides funds for the partial demolition and reconstruction of the Rock Manor Club House, located on the City-owned Rock Manor Gold Course in North Wilmington. The renovated facility will include a pro shop, locker rooms, restaurant, meeting rooms and offices.

Program: None.

4. **Five Percent for Art**

Budget Request: \$288,000.

Program Request: \$0.

Budget: The Five Percent for Art program receives capital funding for the purpose of providing ornamentation, such as sculpture and artwork, on certain eligible capital projects involving public buildings or structures.

Program: None. This art work reserve is related to budget year funding.

5. **Computer System Upgrades**

Budget Request: \$700,000.

Program Request: \$0.

Budget: Provides funds for the purchase and implementation of various upgrades and conversions to major city computer systems, including utility billing (to address the efficiency, accuracy and timeliness of the billing process and reporting issues) and an L&I online permitting program.

Program: None.

6. **Emergency Operations Command Center**

Budget Request: \$370,000. (Other Funds: \$1,530,000.)

Program Request: \$0.

Budget: Matching funds to provide for the planning, engineering, site work, construction and necessary equipment to establish a City emergency operational center.

Program: None.

## **D. PARKS AND RECREATION**

### **1. Playground Improvements**

Budget Request: \$300,000. (Other Funds: \$150,000)  
Program Request: \$600,000. (Other Funds: \$300,000)

Budget: Provides funds for the replacement of older playground equipment in the Parks system, in order to maintain ADA and safety standards.

Program: Ongoing program.

### **2. Athletic Court Renovation/Reconstruction**

Budget Request: \$300,000. (Other Funds: \$100,000)  
Program Request: \$600,000. (Other Funds: \$200,000)

Budget: Provides funds for the renovation of outdoor athletic courts, including damaged basketball and tennis courts, throughout the City for safety and aesthetic reasons.

Program: Ongoing program.

### **3. Spencer Plaza Renovations**

Budget Request: \$750,000.  
Program Request: \$1,250,000.

Budget: Provides funds for the complete renovation of the Spencer Plaza site, including paving, drainage, landscaping and seating, based on a conceptual plan resulting from an engineering study.

Program: Ongoing program.

### **4. Swimming Pool Improvements**

Budget Request: \$400,000. (Other Funds: \$50,000)  
Program Request: \$1,000,000. (Other Funds: \$100,000)

Budget: Provides funds for the modernization of, and various improvements to, City pools and related buildings, to improve citywide recreational opportunities.

Program: Ongoing program.

5. **East 7<sup>th</sup> Street Boat Ramp Engineering and Repair**

Budget Request: \$50,000. (Other Funds: \$1,000,000)  
Program Request: \$0.

Budget: Provides funds for the replacement of the damaged concrete boat ramp and security gate at the facility on the East 7<sup>th</sup> Street Peninsula.

Program: None.

6. **Anderson Community Center Improvements**

Budget Request: \$200,000.  
Program Request: \$600,000.

Budget: Provides funds for continued improvements and renovation work to building systems for the William Hicks Anderson Community Center, including the HVAC, gymnasium and swimming pool, to meet programming and operational needs.

Program: Ongoing program.

7. **County Parks Recovery**

Budget Request: \$150,000.  
Program Request: \$400,000.

Budget: Provides funds for upgrades to City parks and ballfields formerly maintained by the County, including the Canby, Alapocas, Sellers and Bringham sites. Improvements to parking lots, walkways, trails, utility roads, playgrounds and ball fields will include items such as paving, lighting, benches, fencing, and playground equipment.

Program: Ongoing program.

8. **Plazas, Squares & Monument Renovations**

Budget Request: \$200,000.  
Program Request: \$400,000.

Budget: Provides funds for improvements to various city plazas, public squares, and monuments, including site paving, landscaping, and the replacement of malfunctioning decorative fountains.

Program: Ongoing program.

**9. Park Signs**

Budget Request: \$30,000.

Program Request: \$60,000.

Budget: Provides funds for the standardization of park identification signage throughout the City, through replacement with low maintenance replacement units.

Program: Ongoing program.

**10. Fencing**

Budget Request: \$200,000.

Program Request: \$400,000.

Budget: Provides funds for the replacement of aging fences at various park locations.

Program: Ongoing program.

**11. Southbridge Community Gymnasium**

Budget Request: \$250,000.

Program Request: \$0.

Budget: Funding for architectural and engineering studies related to the development of a Community Gymnasium by the Ezion Fair Community Development Corporation, to be located at 1400 B Street in the Southbridge community.

Program: None.

**12. Spray Parks**

Budget Request: \$0.

Program Request: \$1,000,000.

Budget: None.

Program: The purpose of this program is to convert Eden Pool into a spray shower park.



**13. Wilmington Beautification Project**

Budget Request: \$0.  
Program Request: \$200,000.

Budget: None.

Program: The purpose of this program is to plan and install various design and landscape elements within parks and plazas and along medians and in community squares throughout the City, at the recommendation of the City Beautification Commission.

**14. Skateboard Park**

Budget Request: \$250,000.  
Program Request: \$0.

Budget: For the design and construction of a skateboard park to be located under Interstate I-95 at Maryland Avenue and Bird Street.

Program: None.

**E. POLICE DEPARTMENT**

**1. Public Safety Building Improvements**

Budget Request: \$400,000.  
Program Request: \$500,000.

Budget: Provides funds the replacement of control joints throughout the 20 year old building, the redesign of the rain water conductor system, replacement of 4 main boilers, and the installation of a dry sprinkler system for the generator room. Includes costs for the necessary design and engineering proposal.

Program: Ongoing program.

**2. Weapons Range Improvements**

Budget Request: \$55,400. [Project decreased from \$250,000.]  
Program Request: \$0.

Budget: Provides funds for improvements to the Police Weapons Range, including resurfacing, additions to the target range, and construction of a "simmunitions" house for practical exercises in lethal force confrontation.

Program: None.

3. **Patrol Rifle Program**

Budget Request: \$194,600. [New Project]  
Program Request: \$0.

Budget: Provides funds for the purchase of approximately 79 rifles, training and duty ammunition, targets and replacement parts.

Program: None.

**F. PUBLIC WORKS DEPARTMENT**

**General Fund Projects**

1. **Street Paving and Reconstruction**

Budget Request: \$4,000,000.  
Program Request: \$20,000,000.

Budget: Provides funds for routine street paving, reconstruction and maintenance of deteriorated roadways throughout the City to maintain roadway infrastructure. Includes railroad track removal, minor street extensions, traffic islands, and intersection reconstruction.

Program: Ongoing program.

2. **Brick Crosswalk Reconstruction**

Budget Request: \$0.  
Program Request: \$1,000,000.

Budget: None.

Program: The purpose of this program is to reconstruct failing brick crosswalks throughout the City to maintain roadway infrastructure.

3. **Building Improvements**

Budget Request: \$900,000.  
Program Request: \$2,000,000.

Budget: Provides funds for ongoing renovations to the City/County Building and various other municipal buildings.

Program: Ongoing program.

4. **Emergency Sidewalk Renovations**

Budget Request: \$200,000.

Program Request: \$1,000,000.

Budget: Provides funds for repairs to unsafe sidewalks as identified by the Department of Licenses and Inspections.

Program: Ongoing program.

**Water/Sewer Fund Projects**

1. **Major Sewer Improvements**

Budget Request: \$1,500,000.

Program Request: \$8,000,000.

Budget: Provides funds for reconstruction of major brick sewers citywide, including Shipley Run and Rattlesnake Run.

Program: Ongoing program.

2. **Annual Minor Sewer Improvements**

Budget Request: \$1,500,000.

Program Request: \$3,000,000.

Budget: Provides funding for the installation of a protective sewer liner for Rattlesnake Run, and for other inspection and relining projects citywide, including the 84" force main.

Program: Ongoing program.

3. **Storm Water Drainage Projects**

Budget Request: \$1,500,000.

Program Request: \$3,600,000.

Budget: Provides funds for tide gate evaluation and reconstruction, storm inlet reconstruction and other drainage improvement projects citywide to mitigate local flooding and to prevent tidal water inflows into the sewer system.

Program: Ongoing program.

4. **Storm Water Mitigation**

Budget Request: \$0.

Program Request: \$750,000.

Budget: None.

Program: The purpose of this program is to provide matching funds for storm water mitigation at the Ed Oliver Golf Course, which is a priority location upstream of SCO 23, 24 and 25 on the impaired Little Mill Creek.

5. **Interceptor BA Reconstruction / Upgrade**

Budget Request: \$0.

Program Request: \$5,000,000.

Budget: None.

Program: The purpose of this program is to provide for the reconstruction and upgrade of the interceptor BA, in the area of Bancroft Mills and Rattlesnake Run, which is collapsed and nonfunctional.

6. **Force Main Sampling & Flow Monitoring**

Budget Request: \$1,500,000.

Program Request: \$1,500,000.

Budget: Provides for the sampling and flow monitoring activities at three waste water treatment plant force mains to maintain effective operations.

Program: Ongoing program.

7. **Kentmere & Union CSO**

Budget Request: \$1,200,000.

Program Request: \$0.

Budget: Provides funding for the implementation of green solutions for stormwater management and mitigation in sensitive high priority locations, including the Kentmere Parkway and Union Street area.

Program: None.

**8. Urban Forest Management Program**

Budget Request: \$300,000.

Program Request: \$1,000,000.

Budget: Provides funding for the urban forest management program for plantings, stump removal and stormwater control in order to support green infrastructure.

Program: Ongoing program.

**9. Sewer Separation Projects & Flow Monitoring**

Budget Request: \$0.

Program Request: \$3,500,000.

Budget: None.

Program: The purpose of this program is to partially separate the combined sewer in Southbridge as well as the 14<sup>th</sup> and Orange Streets area, for additional ongoing flow monitoring and mitigation effort, to reduce overflow events.

**10. Porter Filter Plant Improvements**

Budget Request: \$0.

Program Request: \$4,000,000.

Budget: None.

Program: The purpose of this program is to rehabilitate the 100 year old Porter Clear Well.

**11. Pumping Station Improvements**

Budget Request: \$2,000,000.

Program Request: \$6,000,000.

Budget: To rehabilitate existing finished water and raw water pumps and electrical systems within the water system.

Program: Ongoing program.

**12. Raw Water Distribution Improvements**

Budget Request: \$0.

Program Request: \$6,000,000.

Budget: None.

Program: The purpose of this program is to rehabilitate the 100 year old 42" raw water transmission main between the Brandywine Pumping Station and Porter Filter Plant.

**13. Large Meter Replacement**

Budget Request: \$0.

Program Request: \$2,000,000.

Budget: None.

Program: The purpose of this program is to provide for the purchase and installation of modern AMR'ed water meters to ensure accurate readings for utility billing purposes.

**14. Pressure Zone Reliability Improvements**

Budget Request: \$0.

Program Request: \$1,000,000.

Budget: None.

Program: The purpose of this program is to establish secondary water feeds to all water service zones to improve the reliability of service through redundant feeds which facilitate water storage and distribution maintenance.

**15. Annual Water Improvements**

Budget Request: \$3,500,000.

Program Request: \$10,000,000.

Budget: Provides for the annual cleaning and lining of water mains, new and replacement mains, service line renewal, the valve/hydrant maintenance program, and the purchase of all appurtenances (i.e., hydrants, valves, etc.) necessary to improve water quality, pressure, fire flows and the overall level of service and to maintain the distribution system.

Program: Ongoing program.

**16. Architectural Improvements**

Budget Request: \$500,000.

Program Request: \$4,000,000.

Budget: Provides funds for architectural repairs, restoration and stabilization of historical structures in the 100 year old Brandywine Complex, including maintenance of infrastructure.

Program: Ongoing program.

**17. Transmission Main Improvements**

Budget Request: \$0. (Other Funds: \$2,000,000)

Program Request: \$18,000,000.

Budget: None.

Program: The purpose of this program is to provide for transmission capacity improvements through the elimination of the existing West Street Dam and the installation of a new transmission main for redundant water flow into the western half of the High Serve Zone.

**18. Hoopes Dam**

Budget Request: \$500,000.

Program Request: \$2,500,000.

Budget: Provides funds for improvements to the dam, such as reinforcing dam stability, modifying overflow and spillway, and reconfiguring the outlet works to insure properly functioning operation and safe water storage.

Program: Ongoing program.

**19. Brandywine Filter Plant Improvements**

Budget Request: \$2,500,000.

Program Request: \$2,500,000.

Budget: Provides for plant upgrades which include utilizing ultra-filtration membranes for the treatment process; the installation of pipelines in the underground portion of the Brandywine Raceway; and the overhaul of the head gates.

Program: Ongoing program.

**20. South Wilmington Wetland Park**

Budget Request: \$1,000,000.

Program Request: \$4,000,000.

Budget: Provides funds for the creation of a stormwater mitigation wetland area in South Wilmington to address stormwater management issues, to include land acquisition costs, in order to implement recommendations of the South Walnut Street Urban Renewal Plan and the Special Area Management Plan.

Program: Ongoing program.

**21. 11<sup>th</sup> Street Pumping Station Upgrade**

Budget Request: \$0.

Program Request: \$4,500,000.

Budget: None.

Program: The purpose of this program is to bring the 11<sup>th</sup> Street Pumping Station into compliance with current codes and standards for reliability, and to assist with CSO mitigation program, which includes the replacement of pumps and controls.

**22. Guaranteed Energy Savings Contract**

Budget Request: \$2,700,000.

Program Request: \$0.

Budget: Provides funding for the implementation of the final phase of the guaranteed energy savings contract, through the Clean Renewable Energy Bond (CREB) program. This program will reduce energy consumption and shift to renewable sources, and reduce costs at City facilities; provide a net reduction in General Fund and Water/Sewer annual operating costs; reduce the City's exposure to future energy cost increases; reduce greenhouse gas emissions associated with City operations; enhance policy goals related to Climate Change and Wilmington's Sustainable Future; and utilize over \$9.7 million in federal economic stimulus and state green energy grant funding.

Program: None.



**23. Renewable Energy Biosolids Facility**

Budget Request: \$35,200,000.  
Program Request \$0.

Budget: Provides funds for the construction and equipping of a new Renewable Energy Biosolids Facility at the Hay Road Wastewater Treatment Plant as part of a long-term biosolids management solution for the Plant.

Program: None.

**G. REAL ESTATE AND HOUSING**

**1. Acquisition and Demolition**

Budget Request: \$0.  
Program Request: \$2,000,000.

Budget: None.

Program: The purpose of this program is to enable the purchase of vacant land and/or structures, including demolition costs, for future development or neighborhood stabilization efforts.

**2. Infrastructure Improvements**

Budget Request: \$150,000.  
Program Request: \$1,000,000.

Budget: Provides funding for the preliminary design, engineering and construction of infrastructure improvements, including for the future redevelopment of the City-owned Diamond Salvage site.

Program: Ongoing program.

## **H. TRANSPORTATION**

### **1. Traffic System Infrastructure**

Budget Request: \$550,000.

Program Request: \$900,000.

Budget: Provides funding for the implementation of the Improved Readability of Street Name Signs program and also for traffic infrastructure improvements including traffic controllers, traffic and pedestrian signals, parking meter kiosks and decorative street lights to maintain the existing traffic control system.

Program: Ongoing program.

### **2. Wilmington Transportation Initiatives**

Budget Request: \$2,250,000. (Other Funds: \$8,000,000.)

Program Request: \$4,000,000.

Budget: Provides local matching funds for Wilmapco TIP, Transportation Enhancement, and legislator-sponsored projects, as well as citywide lighting improvements and the installation of pedestrian ADA curb ramps. Implementation of “smart” street light technology.

Program: Ongoing program.

### **3. Bridge Improvements**

Budget Request: \$500,000. (Other Funds: \$2,000,000.)

Program Request: \$0.

Budget: Provides local matching funds for the replacement of Hay Road Bridge, which serves as an emergency evacuation route and local detour routes.

Program: None.

## **Recommended Capital Funding and Schedule**

CAPITAL IMPROVEMENTS PROGRAM  
FISCAL YEARS 2012-2017  
(000 omitted)

SUMMARY: TOTAL FUNDS RECOMMENDED BY FISCAL YEAR AND DEPARTMENT

NAME OF DEPARTMENT	TYPE OF FUNDING	FISCAL YEARS						TOTAL CITY FUNDS 6 YEAR PERIOD	TOTAL LOCAL AND MATCHING 6 YEAR PERIOD
		2012	2013	2014	2015	2016	2017		
FINANCE	G	1,036	0	760	0	723	0	2,519	2,519
	W	1,662	0	1,607	0	1,119	0	4,388	4,388
	I	21	0	0	0	0	0	21	21
FIRE	G	4,650	0	3,750	0	4,035	0	12,435	12,435
OFFICE OF THE MAYOR	G	17,958	0	1,500	0	1,250	0	20,708	20,708
	I	700	0	0	0	0	0	700	700
	O	1,530	0	0	0	0	0	0	1,530
PARKS AND RECREATION	G	3,080	0	3,880	0	2,630	0	9,590	9,590
	O	1,300	0	300	0	300	0	0	1,900
POLICE	G	650	0	250	0	250	0	1,150	1,150
PUBLIC WORKS	G	5,100	0	12,000	0	12,000	0	29,100	29,100
	W	55,400	0	53,550	0	37,300	0	146,250	146,250
	O	2,000	0	0	0	0	0	0	2,000
REAL ESTATE & HOUSING	G	150	0	1,500	0	1,500	0	3,150	3,150
TRANSPORTATION	G	3,300	0	2,450	0	2,450	0	8,200	8,200
	O	10,000	0	0	0	0	0	0	10,000
TOTAL BY FUND	G	35,924	0	26,090	0	24,838	0	86,852	86,852
	O	14,830	0	300	0	300	0	0	15,430
	W	57,062	0	55,157	0	38,419	0	150,638	150,638
	I	721	0	0	0	0	0	721	721
GRAND TOTAL		108,537	0	81,547	0	63,557	0	238,211	253,641

Type of Funding: G - General; W - Water/Sewer; O - Other Governmental; I - Internal Service

CAPITAL IMPROVEMENTS PROGRAM  
FISCAL YEARS 2012-2017  
(000 omitted)

FINANCE DEPARTMENT: PROGRAM RECOMMENDATION BY FISCAL YEAR

	TYPE OF FUNDING	<u>FISCAL YEARS</u>						TOTAL CITY FUNDS 6 YEAR PERIOD	TOTAL LOCAL AND MATCHING 6 YEAR PERIOD
		2012	2013	2014	2015	2016	2017		
Cost of Bond Issue (General Fund)	G	1,036	0	760	0	723	0	2,519	2,519
Cost of Bond Issue (Water/Sewer Fund)	W	1,662	0	1,607	0	1,119	0	4,388	4,388
Cost of Bond Issue (Internal Service Fund)	I	21	0	0	0	0	0	21	21
TOTAL BY FUND	G	1,036	0	760	0	723	0	2,519	2,519
	W	1,662	0	1,607	0	1,119	0	4,388	4,388
	I	21	0	0	0	0	0	21	21
TOTAL FINANCE FUNDS		2,719	0	2,367	0	1,842	0	6,928	6,928

Type of Funding: G - General; W - Water/Sewer; O - Other Governmental; I - Internal Service

CAPITAL IMPROVEMENTS PROGRAM  
FISCAL YEARS 2012-2017  
(000 omitted)

FIRE DEPARTMENT: PROGRAM RECOMMENDATION BY FISCAL YEAR

	TYPE OF FUNDING	<u>FISCAL YEARS</u>						TOTAL CITY FUNDS 6 YEAR PERIOD	TOTAL LOCAL AND MATCHING 6 YEAR PERIOD
		2012	2013	2014	2015	2016	2017		
Station 5 Replacement	G	2,900	0	0	0	0	0	2,900	2,900
Fire Station Renovations	G	1,000	0	1,750	0	1,750	0	4,500	4,500
Apparatus Replacement	G	750	0	2,000	0	2,000	0	4,750	4,750
Ambulance Replacement	G	0	0	0	0	285	0	285	285
<b>TOTAL BY FUND</b>	<b>G</b>	<b>4,650</b>	<b>0</b>	<b>3,750</b>	<b>0</b>	<b>4,035</b>	<b>0</b>	<b>12,435</b>	<b>12,435</b>
<b>TOTAL FIRE FUNDS</b>		<b>4,650</b>	<b>0</b>	<b>3,750</b>	<b>0</b>	<b>4,035</b>	<b>0</b>	<b>12,435</b>	<b>12,435</b>

Type of Funding: G - General; W - Water/Sewer; O - Other Governmental; I - Internal Service

CAPITAL IMPROVEMENTS PROGRAM  
FISCAL YEARS 2012-2017  
(000 omitted)

OFFICE OF THE MAYOR: PROGRAM RECOMMENDATION BY FISCAL YEAR

	TYPE OF FUNDING	<u>FISCAL YEARS</u>						TOTAL CITY FUNDS 6 YEAR PERIOD	TOTAL LOCAL AND MATCHING 6 YEAR PERIOD
		2012	2013	2014	2015	2016	2017		
Acquisition & Site Improvements	G	0	0	1,000	0	1,000	0	2,000	2,000
Market St. Upstairs Project	G	15,100	0	500	0	250	0	15,850	15,850
Rock Manor Clubhouse	G	2,200	0	0	0	0	0	2,200	2,200
Five Percent For Art	G	288	0	0	0	0	0	288	288
Computer System Upgrades	I	700	0	0	0	0	0	700	700
Emergency Operation Command Center	G	370	0	0	0	0	0	370	370
	O	1,530	0	0	0	0	0	0	1,530
TOTAL BY FUND	G	17,958	0	1,500	0	1,250	0	20,708	20,708
	I	700	0	0	0	0	0	700	700
	O	1,530	0	0	0	0	0	0	1,530
TOTAL MAYOR'S OFFICE FUNDS		20,188	0	1,500	0	1,250	0	21,408	22,938

Type of Funding: G - General; W - Water/Sewer; O - Other Governmental; I - Internal Service

CAPITAL IMPROVEMENTS PROGRAM  
FISCAL YEARS 2012-2017  
(000 omitted)

PARKS & RECREATION DEPARTMENT: PROGRAM RECOMMENDATION BY FISCAL YEAR

	TYPE OF FUNDING	FISCAL YEARS						TOTAL CITY FUNDS 6 YEAR PERIOD	TOTAL LOCAL AND MATCHING 6 YEAR PERIOD
		2012	2013	2014	2015	2016	2017		
Playground Improvements	G	300	0	300	0	300	0	900	900
	O	150	0	150	0	150	0	0	450
Athletic Court Renovations	G	300	0	300	0	300	0	900	900
	O	100	0	100	0	100	0	0	300
Spencer Plaza Renovations	G	750	0	750	0	500	0	2,000	2,000
Swimming Pool Improvements	G	400	0	500	0	500	0	1,400	1,400
	O	50	0	50	0	50	0	0	150
East 7th St. Boat Ramp Repair	G	50	0	0	0	0	0	50	50
	O	1,000	0	0	0	0	0	0	1,000
Anderson Community Center Improvements	G	200	0	300	0	300	0	800	800
County Park Recovery	G	150	0	200	0	200	0	550	550
Plaza, Squares and Monument Improvements	G	200	0	200	0	200	0	600	600
Park Signage	G	30	0	30	0	30	0	90	90
Fencing	G	200	0	200	0	200	0	600	600
Southbridge Community Gymnasium	G	250	0	0	0	0	0	250	250
Spray Parks	G	0	0	1,000	0	0	0	1,000	1,000
Wilmington Beautification Commission	G	0	0	100	0	100	0	200	200
Skateboard Park Project	G	250	0	0	0	0	0	250	250
TOTAL BY FUND	G	3,080	0	3,880	0	2,630	0	9,590	9,590
	O	1,300	0	300	0	300	0	0	1,900
TOTAL PARKS AND RECREATION FUNDS		4,380	0	4,180	0	2,930	0	9,590	11,490

Type of Funding: G - General; W - Water/Sewer; O - Other Governmental; I - Internal Service



CAPITAL IMPROVEMENTS PROGRAM  
FISCAL YEARS 2012-2017  
(000 omitted)

POLICE DEPARTMENT: PROGRAM RECOMMENDATION BY FISCAL YEAR

	TYPE OF FUNDING	<u>FISCAL YEARS</u>						TOTAL CITY FUNDS 6 YEAR PERIOD	TOTAL LOCAL AND MATCHING 6 YEAR PERIOD
		2012	2013	2014	2015	2016	2017		
Public Safety Bldg. Improvements	G	400	0	250	0	250	0	900	900
Weapons Range Improvements	G	55.4	0	0	0	0	0	55.4	55.4
Patrol Rifle Program	G	194.6	0	0	0	0	0	194.6	194.6
TOTAL BY FUND	G	650	0	250	0	250	0	1,150	1,150
TOTAL POLICE FUNDS		650	0	250	0	250	0	1,150	1,150

Type of Funding: G - General; W - Water/Sewer; O - Other Governmental; I - Internal Service

CAPITAL IMPROVEMENTS PROGRAM  
FISCAL YEARS 2012-2017  
(000 omitted)

PUBLIC WORKS DEPARTMENT: PROGRAM RECOMMENDATION BY FISCAL YEAR

	TYPE OF FUNDING	<u>FISCAL YEARS</u>						TOTAL CITY FUNDS 6 YEAR PERIOD	TOTAL LOCAL AND MATCHING 6 YEAR PERIOD
		2012	2013	2014	2015	2016	2017		
Street Paving & Reconstruction	G	4,000	0	10,000	0	10,000	0	24,000	24,000
Brick Crosswalk Reconstruction	G	0	0	500	0	500	0	1,000	1,000
Building Improvements	G	900	0	1,000	0	1,000	0	2,900	2,900
Emergency Sidewalk Renovations	G	200	0	500	0	500	0	1,200	1,200
Major Sewer Improvements	W	1,500	0	4,000	0	4,000	0	9,500	9,500
Annual Minor Sewer Improvements	W	1,500	0	1,500	0	1,500	0	4,500	4,500
Stormwater Drainage Projects	W	1,500	0	1,800	0	1,800	0	5,100	5,100
Storm Water Mitigation	W	0	0	750	0	0	0	750	750
Interceptor BA Reconstruction/Upgrade	W	0	0	5,000	0	0	0	5,000	5,000
Force Main Sampling & Flow Monitoring	W	1,500	0	1,500	0	0	0	3,000	3,000
Kentmere & Union CSO	W	1,200	0	0	0	0	0	1,200	1,200
Urban Forest Management Program	W	300	0	500	0	500	0	1,300	1,300
Sewer Separation Projects & Flow Monitoring	W	0	0	3,500	0	0	0	3,500	3,500
Porter Filter Plant Improvements	W	0	0	2,000	0	2,000	0	4,000	4,000
Pumping Station Improvements	W	2,000	0	4,000	0	2,000	0	8,000	8,000
Raw Water Distribution Improvements	W	0	0	3,000	0	3,000	0	6,000	6,000
Large Meter Replacement	W	0	0	1,000	0	1,000	0	2,000	2,000
Pressure Zone Reliability Improvements	W	0	0	1,000	0	0	0	1,000	1,000

*continued*

CAPITAL IMPROVEMENTS PROGRAM  
FISCAL YEARS 2012-2017  
(000 omitted)

PUBLIC WORKS DEPARTMENT: PROGRAM RECOMMENDATION BY FISCAL YEAR

	TYPE OF FUNDING	<u>FISCAL YEARS</u>						TOTAL CITY FUNDS 6 YEAR PERIOD	TOTAL LOCAL AND MATCHING 6 YEAR PERIOD
		2012	2013	2014	2015	2016	2017		
Annual Water Improvements	W	3,500	0	5,000	0	5,000	0	13,500	13,500
Architectural Improvements	W	500	0	2,000	0	2,000	0	4,500	4,500
Transmission Main Improvements	W	0	0	10,000	0	8,000	0	18,000	18,000
	O	2,000	0	0	0	0	0	0	2,000
Hoopes Dam	W	500	0	2,500	0	0	0	3,000	3,000
Brandywine Filter Plant Improvements	W	2,500	0	2,500	0	0	0	5,000	5,000
South Wilmington Wetland Park	W	1,000	0	2,000	0	2,000	0	5,000	5,000
11th St. Pumping Station Upgrade	W	0	0	0	0	4,500	0	4,500	4,500
Guaranteed Energy Savings Contract	W	2,700	0	0	0	0	0	2,700	2,700
Renewable Energy Bio-Solids Facility	W	35,200	0	0	0	0	0	35,200	35,200
TOTAL BY FUND	G	5,100	0	12,000	0	12,000	0	29,100	29,100
	W	55,400	0	53,550	0	37,300	0	146,250	146,250
	O	2,000	0	0	0	0	0	0	2,000
TOTAL PUBLIC WORKS FUNDS		62,500	0	65,550	0	49,300	0	175,350	177,350

Type of Funding: G - General; W - Water/Sewer; O - Other Governmental; I - Internal Service

CAPITAL IMPROVEMENTS PROGRAM  
FISCAL YEARS 2012-2017  
(000 omitted)

REAL ESTATE & HOUSING DEPARTMENT: PROGRAM RECOMMENDATION BY FISCAL YEAR

	TYPE OF FUNDING	<u>FISCAL YEARS</u>						TOTAL CITY FUNDS 6 YEAR PERIOD	TOTAL LOCAL AND MATCHING 6 YEAR PERIOD
		2012	2013	2014	2015	2016	2017		
Acquisition & Demolition	G	0	0	1,000	0	1,000	0	2,000	2,000
Infrastructure Improvements	G	150	0	500	0	500	0	1,150	1,150
<b>TOTAL BY FUND</b>	<b>G</b>	<b>150</b>	<b>0</b>	<b>1,500</b>	<b>0</b>	<b>1,500</b>	<b>0</b>	<b>3,150</b>	<b>3,150</b>
<b>TOTAL REAL ESTATE &amp; HOUSING FUNDS</b>		<b>150</b>	<b>0</b>	<b>1,500</b>	<b>0</b>	<b>1,500</b>	<b>0</b>	<b>3,150</b>	<b>3,150</b>

Type of Funding: G - General; W - Water/Sewer; O - Other Governmental; I - Internal Service

CAPITAL IMPROVEMENTS PROGRAM  
FISCAL YEARS 2012-2017  
(000 omitted)

TRANSPORTATION DIVISION: PROGRAM RECOMMENDATION BY FISCAL YEAR

	TYPE OF FUNDING	<u>FISCAL YEARS</u>						TOTAL CITY FUNDS 6 YEAR PERIOD	TOTAL LOCAL AND MATCHING 6 YEAR PERIOD
		2012	2013	2014	2015	2016	2017		
Traffic System Infrastructure	G	550	0	450	0	450	0	1,450	1,450
Wilmington Transportation Initiatives	G	2,250	0	2,000	0	2,000	0	6,250	6,250
	O	8,000	0	0	0	0	0	0	8,000
Bridge Improvements	G	500	0	0	0	0	0	500	500
	O	2,000	0	0	0	0	0	0	2,000
TOTAL BY FUND	G	3,300	0	2,450	0	2,450	0	8,200	8,200
	O	10,000	0	0	0	0	0	0	10,000
TOTAL TRANSPORTATION FUNDS		13,300	0	2,450	0	2,450	0	8,200	18,200

Type of Funding: G - General; W - Water/Sewer; O - Other Governmental; I - Internal Service